

For Project: Lake Mountain Road
 Project Notes: power pole at Hooleys
 Location/Name: Merged
 Report Generated: 3/23/2021 16:44
 Speed Intervals: 1 MPH
 Time Intervals: Instant
 Traffic Report From: 10/21/2020 14:00:00 through 12/1/2020 15:59:59
 85th Percentile Speed: 37 MPH
 85th Percentile Vehicles: 1503
 Max Speed: 58 MPH on 10/23/2020 06:51:38
 Total Vehicles: 1768
 AADT: 43

Volumes - weekly counts

Time	5 Day	7 Day
Average Daily	99	98
AM Peak 09:00	7	8
PM Peak 04:00	10	10

Speed

Speed Limit: 25
 85th Percentile Speed: 37
 Average Speed: 29.39

	Monday	Tuesday	Wednesday	Thursday	Friday	Saturday	Sunday
Count over limit	203	261	175	148	166	161	117
% over limit	68.6	70.9	64.3	74.4	69.2	70.6	70.9
Avg Speeder	32.5	33.2	33.6	34.3	33.6	34.6	32.8

Class Counts

	Number	%
VEH_SM	5	0.3
VEH_MED	1633	92.4
VEH_LG	130	7.4
[VEH_SM=motorcycle, VEH_MED = sedan, VEH_LG = truck]		

Day/Time Ending	85th pctl (MPH)	85th pctl cnts	Total Cnts	Max Speed	Avg Speeder	% Speeders
10/21/2020 03:00:00 PM	20.0	4	5	26	26.0	20.0%
10/21/2020 04:00:00 PM	34.0	7	8	34	31.4	87.5%
10/21/2020 05:00:00 PM	38.0	5	6	38	33.6	83.3%
10/21/2020 06:00:00 PM	31.0	4	5	36	31.8	80.0%
10/21/2020 07:00:00 PM	36.0	5	6	37	33.7	100.0%
10/21/2020 08:00:00 PM	34.0	3	3	34	30.3	100.0%
10/21/2020 09:00:00 PM	35.0	3	4	39	37.0	50.0%
10/21/2020 10:00:00 PM	35.0	2	2	35	35.0	50.0%
10/21/2020 11:00:00 PM	46.0	1	1	46	46.0	100.0%
10/22/2020 12:00:00 AM	**No Data**					
10/22/2020 01:00:00 AM	**No Data**					
					
10/22/2020 05:00:00 AM	34.0	1	1	34	34.0	100.0%
10/22/2020 06:00:00 AM	46.0	2	2	46	36.5	100.0%
10/22/2020 07:00:00 AM	43.0	3	4	48	37.3	100.0%
10/22/2020 08:00:00 AM	37.0	8	10	48	37.4	80.0%
10/22/2020 09:00:00 AM	33.0	3	4	37	33.3	100.0%
10/22/2020 10:00:00 AM	48.0	8	9	54	38.6	88.9%
10/22/2020 11:00:00 AM	41.0	6	7	45	39.2	85.7%
10/22/2020 12:00:00 PM	30.0	4	5	31	30.0	60.0%
10/22/2020 01:00:00 PM	34.0	4	5	36	33.0	80.0%
10/22/2020 02:00:00 PM	36.0	3	4	38	34.3	75.0%
10/22/2020 03:00:00 PM	32.0	4	5	39	33.0	80.0%
10/22/2020 04:00:00 PM	37.0	12	14	43	34.8	57.1%
10/22/2020 05:00:00 PM	36.0	6	7	40	34.0	85.7%
10/22/2020 06:00:00 PM	32.0	3	3	32	31.5	66.7%
10/22/2020 07:00:00 PM	31.0	6	7	33	31.7	42.9%
10/22/2020 08:00:00 PM	29.0	1	1	29	29.0	100.0%
10/22/2020 09:00:00 PM	34.0	4	5	34	33.7	60.0%
10/22/2020 10:00:00 PM	38.0	1	1	38	38.0	100.0%
10/22/2020 11:00:00 PM	28.0	1	1	28	28.0	100.0%
10/23/2020 12:00:00 AM	**No Data**					
10/23/2020 01:00:00 AM	**No Data**					
10/23/2020 05:00:00 AM	33.0	1	1	33	33.0	100.0%
10/23/2020 06:00:00 AM	**No Data**					
10/23/2020 07:00:00 AM	51.0	6	7	58	44.9	100.0%
10/23/2020 08:00:00 AM	37.0	3	3	37	32.3	100.0%
10/23/2020 09:00:00 AM	38.0	7	8	40	30.6	87.5%
10/23/2020 10:00:00 AM	38.0	5	6	43	35.3	66.7%
10/23/2020 11:00:00 AM	32.0	10	12	36	32.0	41.7%
10/23/2020 12:00:00 PM	33.0	10	12	39	33.2	50.0%
10/23/2020 01:00:00 PM	31.0	3	4	32	31.5	50.0%
10/23/2020 02:00:00 PM	34.0	4	5	38	34.3	80.0%
10/23/2020 03:00:00 PM	34.0	6	7	35	31.7	85.7%
10/23/2020 04:00:00 PM	31.0	5	6	34	29.6	83.3%
10/23/2020 05:00:00 PM	40.0	6	7	41	35.7	85.7%
10/23/2020 06:00:00 PM	40.0	7	8	42	34.0	87.5%
10/23/2020 07:00:00 PM	42.0	3	3	42	35.3	100.0%
10/23/2020 08:00:00 PM	34.0	5	6	39	33.3	100.0%

10/23/2020 09:00:00 PM	**No Data**					
10/23/2020 10:00:00 PM	30.0	8	9	32	30.7	33.3%
10/23/2020 11:00:00 PM	13.0	1	1	13	0.0	0.0%
10/24/2020 12:00:00 AM	**No Data**					
10/24/2020 01:00:00 AM	41.0	2	2	41	40.0	100.0%
10/24/2020 02:00:00 AM	**No Data**					
10/24/2020 03:00:00 AM	17.0	1	1	17	0.0	0.0%
10/24/2020 04:00:00 AM	**No Data**					
10/24/2020 05:00:00 AM	34.0	1	1	34	34.0	100.0%
10/24/2020 06:00:00 AM	50.0	3	3	50	49.5	66.7%
10/24/2020 07:00:00 AM	31.0	3	4	45	35.0	75.0%
10/24/2020 08:00:00 AM	26.0	2	2	26	26.0	50.0%
10/24/2020 09:00:00 AM	29.0	5	6	29	28.0	50.0%
10/24/2020 10:00:00 AM	38.0	4	5	38	33.6	100.0%
10/24/2020 11:00:00 AM	51.0	3	3	51	40.0	100.0%
10/24/2020 12:00:00 PM	39.0	10	12	40	34.3	91.7%
10/24/2020 01:00:00 PM	38.0	7	8	46	36.7	87.5%
10/24/2020 02:00:00 PM	37.0	4	5	41	36.3	80.0%
10/24/2020 03:00:00 PM	42.0	2	2	42	42.0	50.0%
10/24/2020 04:00:00 PM	36.0	5	6	44	34.8	100.0%
10/24/2020 05:00:00 PM	29.0	5	6	38	31.7	50.0%
10/24/2020 06:00:00 PM	34.0	5	6	47	32.8	83.3%
10/24/2020 07:00:00 PM	28.0	5	6	50	34.7	50.0%
10/24/2020 08:00:00 PM	34.0	7	8	38	31.3	75.0%
10/24/2020 09:00:00 PM	29.0	1	1	29	29.0	100.0%
10/24/2020 10:00:00 PM	33.0	3	3	33	32.5	66.7%
10/24/2020 11:00:00 PM	9.0	1	1	9	0.0	0.0%
10/25/2020 12:00:00 AM	**No Data**					
10/25/2020 01:00:00 AM	**No Data**					
10/25/2020 07:00:00 AM	34.0	1	1	34	34.0	100.0%
10/25/2020 08:00:00 AM	**No Data**					
10/25/2020 09:00:00 AM	**No Data**					
10/25/2020 11:00:00 AM	46.0	4	5	58	38.8	100.0%
10/25/2020 12:00:00 PM	40.0	5	6	40	37.3	50.0%
10/25/2020 01:00:00 PM	31.0	3	4	42	36.5	50.0%
10/25/2020 02:00:00 PM	34.0	8	9	36	30.6	55.6%
10/25/2020 03:00:00 PM	35.0	6	7	36	32.3	42.9%
10/25/2020 04:00:00 PM	30.0	2	2	30	30.0	50.0%
10/25/2020 05:00:00 PM	38.0	5	6	40	34.7	100.0%
10/25/2020 06:00:00 PM	31.0	4	5	39	33.7	60.0%
10/25/2020 07:00:00 PM	39.0	5	6	40	33.6	83.3%
10/25/2020 08:00:00 PM	29.0	2	2	29	29.0	50.0%
10/25/2020 09:00:00 PM	**No Data**					
10/25/2020 10:00:00 PM	32.0	3	4	34	31.3	100.0%
10/25/2020 11:00:00 PM	**No Data**					
10/26/2020 12:00:00 AM	**No Data**					
10/26/2020 06:00:00 AM	46.0	2	2	46	46.0	50.0%
10/26/2020 07:00:00 AM	49.0	4	5	54	43.0	100.0%
10/26/2020 08:00:00 AM	36.0	4	5	37	32.6	100.0%
10/26/2020 09:00:00 AM	35.0	3	4	35	33.0	100.0%

10/26/2020 10:00:00 AM	33.0	6	7	33	29.8	71.4%
10/26/2020 11:00:00 AM	32.0	5	6	35	31.5	66.7%
10/26/2020 12:00:00 PM	29.0	5	6	36	31.3	50.0%
10/26/2020 01:00:00 PM	35.0	2	2	35	31.5	100.0%
10/26/2020 02:00:00 PM	34.0	6	7	36	35.0	28.6%
10/26/2020 03:00:00 PM	35.0	4	5	38	32.3	80.0%
10/26/2020 04:00:00 PM	33.0	9	11	40	33.0	45.5%
10/26/2020 05:00:00 PM	34.0	11	13	46	35.0	46.2%
10/26/2020 06:00:00 PM	35.0	5	6	39	32.2	83.3%
10/26/2020 07:00:00 PM	34.0	6	7	38	29.9	100.0%
10/26/2020 08:00:00 PM	30.0	2	2	30	28.0	100.0%
10/26/2020 09:00:00 PM	43.0	2	2	43	43.0	50.0%
10/26/2020 10:00:00 PM	32.0	1	1	32	32.0	100.0%
10/26/2020 11:00:00 PM	**No Data**					
10/27/2020 12:00:00 AM	27.0	1	1	27	27.0	100.0%
10/27/2020 01:00:00 AM	**No Data**					
10/27/2020 02:00:00 AM	**No Data**					
10/27/2020 05:00:00 AM	35.0	1	1	35	35.0	100.0%
10/27/2020 06:00:00 AM	52.0	3	3	52	42.0	100.0%
10/27/2020 07:00:00 AM	37.0	3	4	45	36.8	100.0%
10/27/2020 08:00:00 AM	44.0	4	5	49	38.2	100.0%
10/27/2020 09:00:00 AM	33.0	7	8	38	33.0	50.0%
10/27/2020 10:00:00 AM	34.0	8	10	46	32.7	90.0%
10/27/2020 11:00:00 AM	28.0	3	3	28	28.0	33.3%
10/27/2020 12:00:00 PM	36.0	11	13	37	31.2	100.0%
10/27/2020 01:00:00 PM	37.0	5	6	37	32.0	100.0%
10/27/2020 02:00:00 PM	31.0	4	5	40	31.6	100.0%
10/27/2020 03:00:00 PM	30.0	9	11	34	29.6	63.6%
10/27/2020 04:00:00 PM	39.0	6	7	41	35.7	42.9%
10/27/2020 05:00:00 PM	37.0	5	6	41	34.2	83.3%
10/27/2020 06:00:00 PM	39.0	7	8	39	34.0	87.5%
10/27/2020 07:00:00 PM	29.0	3	4	37	31.0	75.0%
10/27/2020 08:00:00 PM	41.0	3	4	43	39.0	100.0%
10/27/2020 09:00:00 PM	**No Data**					
10/27/2020 10:00:00 PM	40.0	2	2	40	33.5	100.0%
10/27/2020 11:00:00 PM	**No Data**					
10/28/2020 12:00:00 AM	**No Data**					
10/28/2020 06:00:00 AM	37.0	2	2	37	37.0	50.0%
10/28/2020 07:00:00 AM	41.0	4	5	55	38.6	100.0%
10/28/2020 08:00:00 AM	46.0	3	3	46	36.0	100.0%
10/28/2020 09:00:00 AM	38.0	8	10	43	33.8	90.0%
10/28/2020 10:00:00 AM	36.0	9	11	42	33.5	72.7%
10/28/2020 11:00:00 AM	36.0	4	5	41	35.0	60.0%
10/28/2020 12:00:00 PM	33.0	5	6	37	32.3	50.0%
10/28/2020 01:00:00 PM	26.0	5	6	34	30.0	33.3%
10/28/2020 02:00:00 PM	29.0	3	4	32	30.5	50.0%
10/28/2020 03:00:00 PM	31.0	8	9	33	30.3	44.4%
10/28/2020 04:00:00 PM	31.0	3	3	31	29.0	66.7%
10/28/2020 05:00:00 PM	33.0	9	11	42	33.6	72.7%
10/28/2020 06:00:00 PM	38.0	6	7	38	34.2	71.4%

10/28/2020 07:00:00 PM	39.0	2	2	39	35.5	100.0%
10/28/2020 08:00:00 PM	31.0	3	3	31	31.0	33.3%
10/28/2020 09:00:00 PM	18.0	1	1	18	0.0	0.0%
10/28/2020 10:00:00 PM	37.0	2	2	37	33.5	100.0%
10/28/2020 11:00:00 PM	36.0	2	2	36	33.0	100.0%
10/29/2020 12:00:00 AM	**No Data**					
10/29/2020 01:00:00 AM	**No Data**					
10/29/2020 03:00:00 AM	45.0	1	1	45	45.0	100.0%
10/29/2020 04:00:00 AM	**No Data**					
10/29/2020 05:00:00 AM	**No Data**					
10/29/2020 06:00:00 AM	30.0	1	1	30	30.0	100.0%
10/29/2020 07:00:00 AM	48.0	5	6	53	38.2	100.0%
10/29/2020 08:00:00 AM	37.0	5	6	53	36.2	100.0%
10/29/2020 09:00:00 AM	**No Data**					
10/29/2020 10:00:00 AM	**No Data**					
11/23/2020 03:00:00 PM	35.0	10	12	38	30.9	83.3%
11/23/2020 04:00:00 PM	29.0	7	8	30	29.5	25.0%
11/23/2020 05:00:00 PM	34.0	14	16	37	31.2	56.3%
11/23/2020 06:00:00 PM	38.0	14	16	39	33.3	75.0%
11/23/2020 07:00:00 PM	35.0	6	7	39	33.3	85.7%
11/23/2020 08:00:00 PM	30.0	3	4	34	31.0	75.0%
11/23/2020 09:00:00 PM	35.0	3	4	38	33.3	75.0%
11/23/2020 10:00:00 PM	35.0	4	5	37	36.0	40.0%
11/23/2020 11:00:00 PM	18.0	2	2	18	0.0	0.0%
11/24/2020 12:00:00 AM	37.0	1	1	37	37.0	100.0%
11/24/2020 01:00:00 AM	**No Data**					
11/24/2020 02:00:00 AM	**No Data**					
11/24/2020 06:00:00 AM	46.0	1	1	46	46.0	100.0%
11/24/2020 07:00:00 AM	49.0	8	9	49	40.4	88.9%
11/24/2020 08:00:00 AM	45.0	3	4	48	40.0	100.0%
11/24/2020 09:00:00 AM	33.0	7	8	35	30.4	87.5%
11/24/2020 10:00:00 AM	35.0	13	15	48	33.5	73.3%
11/24/2020 11:00:00 AM	35.0	12	14	44	32.4	71.4%
11/24/2020 12:00:00 PM	29.0	8	10	39	34.0	30.0%
11/24/2020 01:00:00 PM	31.0	7	8	36	32.3	37.5%
11/24/2020 02:00:00 PM	29.0	14	16	31	28.1	43.8%
11/24/2020 03:00:00 PM	31.0	7	8	37	30.8	50.0%
11/24/2020 04:00:00 PM	32.0	5	6	39	31.7	100.0%
11/24/2020 05:00:00 PM	33.0	14	17	41	31.3	76.5%
11/24/2020 06:00:00 PM	36.0	16	19	44	32.2	89.5%
11/24/2020 07:00:00 PM	29.0	3	4	35	30.7	75.0%
11/24/2020 08:00:00 PM	35.0	6	7	35	31.8	71.4%
11/24/2020 09:00:00 PM	41.0	7	8	43	35.9	87.5%
11/24/2020 10:00:00 PM	27.0	5	6	39	30.7	50.0%
11/24/2020 11:00:00 PM	35.0	2	2	35	30.5	100.0%
11/25/2020 12:00:00 AM	**No Data**					
11/25/2020 01:00:00 AM	**No Data**					
11/25/2020 04:00:00 AM	21.0	1	1	21	0.0	0.0%
11/25/2020 05:00:00 AM	**No Data**					
11/25/2020 06:00:00 AM	47.0	2	2	47	43.5	100.0%

11/25/2020 07:00:00 AM	48.0	6	7	48	41.4	100.0%
11/25/2020 08:00:00 AM	39.0	3	3	39	30.7	100.0%
11/25/2020 09:00:00 AM	33.0	3	3	33	33.0	33.3%
11/25/2020 10:00:00 AM	33.0	5	6	36	31.0	83.3%
11/25/2020 11:00:00 AM	32.0	7	8	33	30.0	62.5%
11/25/2020 12:00:00 PM	21.0	4	5	25	0.0	0.0%
11/25/2020 01:00:00 PM	22.0	8	10	30	28.0	20.0%
11/25/2020 02:00:00 PM	32.0	7	8	35	31.3	50.0%
11/25/2020 03:00:00 PM	28.0	13	15	33	29.0	33.3%
11/25/2020 04:00:00 PM	33.0	9	11	36	32.0	63.6%
11/25/2020 05:00:00 PM	38.0	17	20	49	34.7	75.0%
11/25/2020 06:00:00 PM	34.0	13	15	44	32.1	60.0%
11/25/2020 07:00:00 PM	39.0	2	2	39	36.0	100.0%
11/25/2020 08:00:00 PM	38.0	6	7	46	35.4	100.0%
11/25/2020 09:00:00 PM	35.0	8	9	42	33.6	55.6%
11/25/2020 10:00:00 PM	38.0	3	4	44	37.8	100.0%
11/25/2020 11:00:00 PM	17.0	1	1	17	0.0	0.0%
11/26/2020 12:00:00 AM	24.0	3	3	24	0.0	0.0%
11/26/2020 01:00:00 AM	41.0	2	2	41	41.0	50.0%
11/26/2020 02:00:00 AM	**No Data**					
11/26/2020 03:00:00 AM	**No Data**					
11/26/2020 06:00:00 AM	15.0	1	1	15	0.0	0.0%
11/26/2020 07:00:00 AM	**No Data**					
11/26/2020 08:00:00 AM	39.0	3	3	39	39.0	33.3%
11/26/2020 09:00:00 AM	42.0	6	7	42	35.3	85.7%
11/26/2020 10:00:00 AM	36.0	4	5	37	33.0	100.0%
11/26/2020 11:00:00 AM	31.0	3	4	34	30.3	75.0%
11/26/2020 12:00:00 PM	36.0	4	5	37	31.8	80.0%
11/26/2020 01:00:00 PM	29.0	6	7	32	28.8	57.1%
11/26/2020 02:00:00 PM	37.0	9	11	41	34.9	81.8%
11/26/2020 03:00:00 PM	28.0	8	9	45	33.7	33.3%
11/26/2020 04:00:00 PM	38.0	4	5	40	33.6	100.0%
11/26/2020 05:00:00 PM	28.0	3	4	29	28.0	75.0%
11/26/2020 06:00:00 PM	32.0	7	8	35	30.8	50.0%
11/26/2020 07:00:00 PM	36.0	4	5	41	34.2	100.0%
11/26/2020 08:00:00 PM	16.0	2	2	16	0.0	0.0%
11/26/2020 09:00:00 PM	28.0	3	3	28	27.5	66.7%
11/26/2020 10:00:00 PM	35.0	7	8	43	31.2	75.0%
11/26/2020 11:00:00 PM	33.0	1	1	33	33.0	100.0%
11/27/2020 12:00:00 AM	**No Data**					
11/27/2020 01:00:00 AM	35.0	1	1	35	35.0	100.0%
11/27/2020 02:00:00 AM	**No Data**					
11/27/2020 03:00:00 AM	**No Data**					
11/27/2020 04:00:00 AM	37.0	2	2	37	34.0	100.0%
11/27/2020 05:00:00 AM	32.0	1	1	32	32.0	100.0%
11/27/2020 06:00:00 AM	**No Data**					
11/27/2020 07:00:00 AM	49.0	2	2	49	42.5	100.0%
11/27/2020 08:00:00 AM	36.0	1	1	36	36.0	100.0%
11/27/2020 09:00:00 AM	31.0	1	1	31	31.0	100.0%
11/27/2020 10:00:00 AM	29.0	2	2	29	29.0	50.0%

11/27/2020 11:00:00 AM	33.0	8	10	40	32.3	80.0%
11/27/2020 12:00:00 PM	32.0	9	11	45	31.9	63.6%
11/27/2020 01:00:00 PM	33.0	10	12	41	32.8	50.0%
11/27/2020 02:00:00 PM	36.0	11	13	40	34.7	53.8%
11/27/2020 03:00:00 PM	36.0	17	20	42	32.1	70.0%
11/27/2020 04:00:00 PM	32.0	11	13	39	33.5	30.8%
11/27/2020 05:00:00 PM	35.0	9	11	40	33.3	72.7%
11/27/2020 06:00:00 PM	33.0	15	18	37	31.8	61.1%
11/27/2020 07:00:00 PM	36.0	4	5	44	35.0	100.0%
11/27/2020 08:00:00 PM	41.0	1	1	41	41.0	100.0%
11/27/2020 09:00:00 PM	**No Data**					
11/27/2020 10:00:00 PM	37.0	6	7	41	32.9	100.0%
11/27/2020 11:00:00 PM	30.0	1	1	30	30.0	100.0%
11/28/2020 12:00:00 AM	42.0	3	3	42	37.7	100.0%
11/28/2020 01:00:00 AM	30.0	1	1	30	30.0	100.0%
11/28/2020 02:00:00 AM	30.0	3	3	30	30.0	66.7%
11/28/2020 03:00:00 AM	**No Data**					
11/28/2020 04:00:00 AM	**No Data**					
11/28/2020 07:00:00 AM	35.0	1	1	35	35.0	100.0%
11/28/2020 08:00:00 AM	43.0	3	3	43	38.5	66.7%
11/28/2020 09:00:00 AM	39.0	3	3	39	34.7	100.0%
11/28/2020 10:00:00 AM	42.0	3	3	42	35.7	100.0%
11/28/2020 11:00:00 AM	41.0	8	9	41	33.7	66.7%
11/28/2020 12:00:00 PM	37.0	9	11	40	34.8	54.5%
11/28/2020 01:00:00 PM	37.0	11	13	43	33.1	69.2%
11/28/2020 02:00:00 PM	38.0	9	11	42	37.0	45.5%
11/28/2020 03:00:00 PM	35.0	8	10	40	32.6	70.0%
11/28/2020 04:00:00 PM	33.0	14	16	43	32.4	56.3%
11/28/2020 05:00:00 PM	38.0	13	15	50	36.2	66.7%
11/28/2020 06:00:00 PM	35.0	14	16	42	31.9	68.8%
11/28/2020 07:00:00 PM	29.0	6	7	32	29.3	57.1%
11/28/2020 08:00:00 PM	50.0	5	6	52	43.5	66.7%
11/28/2020 09:00:00 PM	**No Data**					
11/28/2020 10:00:00 PM	33.0	1	1	33	33.0	100.0%
11/28/2020 11:00:00 PM	41.0	5	6	58	37.3	100.0%
11/29/2020 12:00:00 AM	43.0	2	2	43	43.0	100.0%
11/29/2020 01:00:00 AM	**No Data**					
11/29/2020 02:00:00 AM	**No Data**					
11/29/2020 08:00:00 AM	32.0	2	2	32	32.0	50.0%
11/29/2020 09:00:00 AM	23.0	2	2	23	0.0	0.0%
11/29/2020 10:00:00 AM	32.0	5	6	37	29.4	83.3%
11/29/2020 11:00:00 AM	35.0	4	5	45	33.4	100.0%
11/29/2020 12:00:00 PM	36.0	9	11	39	33.0	90.9%
11/29/2020 01:00:00 PM	38.0	8	9	39	33.7	77.8%
11/29/2020 02:00:00 PM	34.0	9	11	46	32.9	81.8%
11/29/2020 03:00:00 PM	31.0	12	14	49	31.0	64.3%
11/29/2020 04:00:00 PM	31.0	6	7	36	30.8	57.1%
11/29/2020 05:00:00 PM	36.0	12	14	37	33.7	50.0%
11/29/2020 06:00:00 PM	36.0	11	13	40	31.6	69.2%
11/29/2020 07:00:00 PM	26.0	3	4	35	29.0	75.0%

11/29/2020 08:00:00 PM	30.0	3	4	32	29.3	75.0%
11/29/2020 09:00:00 PM	42.0	3	3	42	34.7	100.0%
11/29/2020 10:00:00 PM	38.0	1	1	38	38.0	100.0%
11/29/2020 11:00:00 PM	**No Data**					
11/30/2020 12:00:00 AM	38.0	2	2	38	34.5	100.0%
11/30/2020 01:00:00 AM	33.0	3	4	36	34.5	50.0%
11/30/2020 02:00:00 AM	**No Data**					
11/30/2020 03:00:00 AM	**No Data**					
11/30/2020 06:00:00 AM	44.0	3	3	44	41.0	100.0%
11/30/2020 07:00:00 AM	37.0	5	6	44	35.8	83.3%
11/30/2020 08:00:00 AM	37.0	6	7	43	32.6	100.0%
11/30/2020 09:00:00 AM	37.0	8	9	41	33.1	77.8%
11/30/2020 10:00:00 AM	33.0	10	12	42	34.8	33.3%
11/30/2020 11:00:00 AM	33.0	8	9	34	30.3	66.7%
11/30/2020 12:00:00 PM	32.0	3	4	37	31.3	100.0%
11/30/2020 01:00:00 PM	32.0	8	10	36	31.3	70.0%
11/30/2020 02:00:00 PM	32.0	8	9	39	29.9	77.8%
11/30/2020 03:00:00 PM	37.0	3	4	37	34.7	75.0%
11/30/2020 04:00:00 PM	26.0	5	6	27	26.3	50.0%
11/30/2020 05:00:00 PM	32.0	8	10	36	30.1	80.0%
11/30/2020 06:00:00 PM	36.0	11	13	50	33.3	69.2%
11/30/2020 07:00:00 PM	37.0	7	8	38	32.0	87.5%
11/30/2020 08:00:00 PM	27.0	5	6	30	27.7	50.0%
11/30/2020 09:00:00 PM	32.0	3	4	33	31.0	75.0%
11/30/2020 10:00:00 PM	26.0	1	1	26	26.0	100.0%
11/30/2020 11:00:00 PM	43.0	3	3	43	34.0	100.0%
12/1/2020 12:00:00 AM	16.0	1	1	16	0.0	0.0%
12/1/2020 01:00:00 AM	**No Data**					
12/1/2020 02:00:00 AM	**No Data**					
12/1/2020 05:00:00 AM	45.0	1	1	45	45.0	100.0%
12/1/2020 06:00:00 AM	40.0	2	2	40	40.0	100.0%
12/1/2020 07:00:00 AM	38.0	10	12	49	36.4	75.0%
12/1/2020 08:00:00 AM	36.0	6	7	39	33.0	71.4%
12/1/2020 09:00:00 AM	35.0	13	15	36	32.0	40.0%
12/1/2020 10:00:00 AM	27.0	4	5	34	28.5	80.0%
12/1/2020 11:00:00 AM	34.0	10	12	39	31.5	66.7%
12/1/2020 12:00:00 PM	25.0	12	14	36	31.5	14.3%
12/1/2020 01:00:00 PM	36.0	8	9	37	33.6	77.8%
12/1/2020 02:00:00 PM	31.0	7	8	32	28.8	50.0%
12/1/2020 03:00:00 PM	37.0	10	12	40	34.8	75.0%
12/1/2020 04:00:00 PM	38.0	8	9	41	33.0	88.9%

Day/Time Ending	85th pctl (MPH)	85th pctl cnts	Total Cnts	Max Speed	Avg Speeder	% Speeders
10/22/2020 12:00:00 AM	36.0	34	40	46	33.0	75.0%
10/23/2020 12:00:00 AM	39.0	81	95	54	35.1	75.8%
10/24/2020 12:00:00 AM	38.0	89	105	58	33.9	71.4%
10/25/2020 12:00:00 AM	39.0	77	91	51	34.7	75.8%
10/26/2020 12:00:00 AM	38.0	48	57	58	33.9	68.4%
10/27/2020 12:00:00 AM	36.0	78	92	54	33.2	68.5%
10/28/2020 12:00:00 AM	39.0	85	100	52	33.5	82.0%
10/29/2020 12:00:00 AM	37.0	78	92	55	33.7	67.4%
10/30/2020 12:00:00 AM	48.0	12	14	53	37.2	100.0%
10/31/2020 12:00:00 AM	**No Data**					
11/1/2020 12:00:00 AM	**No Data**					
11/2/2020 12:00:00 AM						
					
11/3/2020 12:00:00 AM						
11/4/2020 12:00:00 AM						
11/5/2020 12:00:00 AM						
11/6/2020 12:00:00 AM						
11/7/2020 12:00:00 AM						
11/8/2020 12:00:00 AM						
11/9/2020 12:00:00 AM						
11/10/2020 12:00:00 AM						
11/11/2020 12:00:00 AM						
11/12/2020 12:00:00 AM						
11/13/2020 12:00:00 AM						
11/14/2020 12:00:00 AM						
11/15/2020 12:00:00 AM						
11/16/2020 12:00:00 AM						
11/17/2020 12:00:00 AM						
11/18/2020 12:00:00 AM						
11/19/2020 12:00:00 AM						
11/20/2020 12:00:00 AM						
11/21/2020 12:00:00 AM						
11/22/2020 12:00:00 AM						
11/23/2020 12:00:00 AM						
11/24/2020 12:00:00 AM	35.0	64	75	39	32.3	64.0%
11/25/2020 12:00:00 AM	37.0	138	162	49	32.9	70.4%
11/26/2020 12:00:00 AM	37.0	119	140	49	33.8	59.3%
11/27/2020 12:00:00 AM	37.0	76	90	45	32.7	68.9%
11/28/2020 12:00:00 AM	36.0	115	135	49	33.3	67.4%
11/29/2020 12:00:00 AM	40.0	116	137	58	34.5	67.2%
11/30/2020 12:00:00 AM	36.0	92	108	49	32.3	72.2%
12/1/2020 12:00:00 AM	36.0	110	129	50	32.1	71.3%
12/1/2020 03:59:59 PM	37.0	90	106	49	33.3	61.3%

Merged Weekly Counts
 Lake Mountain Road
 power pole at Hooleys

from Wed-Oct-21-2020-02-00-PM to Tue-Dec-01-2020-03-59-PM

	10/19/2020	to	10/25/2020							
	Monday	Tuesday	Wednesday	Thursday	Friday	Saturday	Sunday	Week	Weekend	Week Day 85%
Hour	10/19/2020	10/20/2020	10/21/2020	10/22/2020	10/23/2020	10/24/2020	10/25/2020	Day Avg	Avg	Avg Speed
0 - 1	*	*	*	0	0	2	0	0	1	0
1 - 2	*	*	*	0	0	0	0	0	0	0
2 - 3	*	*	*	0	0	1	0	0	0.5	0
3 - 4	*	*	*	0	0	0	0	0	0	0
4 - 5	*	*	*	1	1	1	0	1	0.5	33.5
5 - 6	*	*	*	2	0	3	0	1	1.5	46
6 - 7	*	*	*	4	7	4	1	5.5	2.5	47
7 - 8	*	*	*	10	3	2	0	6.5	1	37
8 - 9	*	*	*	4	8	6	0	6	3	35.5
9 - 10	*	*	*	9	6	5	0	7.5	2.5	43
10 - 11	*	*	*	7	12	3	5	9.5	4	36.5
11 - 12	*	*	*	5	12	12	6	8.5	9	31.5
12 - 13	*	*	*	5	4	8	4	4.5	6	32.5
13 - 14	*	*	*	4	5	5	9	4.5	7	35
14 - 15	*	*	5	5	7	2	7	5.67	4.5	28.67
15 - 16	*	*	8	14	6	6	2	9.33	4	33.83
16 - 17	*	*	6	7	7	6	6	6.67	6	37.83
17 - 18	*	*	5	3	8	6	5	5.33	5.5	34.33
18 - 19	*	*	6	7	3	6	6	5.33	6	36.33
19 - 20	*	*	3	1	6	8	2	3.33	5	32.33
20 - 21	*	*	4	5	0	1	0	3	0.5	34.25
21 - 22	*	*	2	1	9	3	4	4	3.5	34.33
22 - 23	*	*	1	1	1	1	0	1	0.5	29
23 - 24	*	*	0	0	0	0	0	0	0	0
Totals	0	0	40	95	105	91	57			
% of Total	0%	0%	10.31%	24.48%	27.06%	23.45%	14.69%			

	10/26/2020	to	11/1/2020							
	Monday	Tuesday	Wednesday	Thursday	Friday	Saturday	Sunday	Week	Weekend	Week Day 85%
Hour	10/26/2020	10/27/2020	10/28/2020	10/29/2020	10/30/2020	10/31/2020	11/1/2020	Day Avg	Avg	Avg Speed
0 - 1	0	0	0	0	0	0	0	0	0	0
1 - 2	0	0	0	0	0	0	0	0	0	0
2 - 3	0	0	0	1	0	0	0	0.2	0	45
3 - 4	0	0	0	0	0	0	0	0	0	0
4 - 5	0	1	0	0	0	0	0	0.2	0	35
5 - 6	2	3	2	1	0	0	0	1.6	0	41.25
6 - 7	5	4	5	6	0	0	0	4	0	43.75
7 - 8	5	5	3	6	0	0	0	3.8	0	40.75
8 - 9	4	8	10	0	0	0	0	4.4	0	35.17
9 - 10	7	10	11	0	0	0	0	5.6	0	34.17
10 - 11	6	3	5	0	0	0	0	2.8	0	32
11 - 12	6	13	6	0	0	0	0	5	0	32.5
12 - 13	2	6	6	0	0	0	0	2.8	0	32.5
13 - 14	7	5	4	0	0	0	0	3.2	0	31.33
14 - 15	5	11	9	0	0	0	0	5	0	32
15 - 16	11	7	3	0	0	0	0	4.2	0	34.33
16 - 17	13	6	11	0	0	0	0	6	0	34.67
17 - 18	6	8	7	0	0	0	0	4.2	0	37
18 - 19	7	4	2	0	0	0	0	2.6	0	34
19 - 20	2	4	3	0	0	0	0	1.8	0	34
20 - 21	2	0	1	0	0	0	0	0.6	0	30.5
21 - 22	1	2	2	0	0	0	0	1	0	36.33
22 - 23	0	0	2	0	0	0	0	0.4	0	36
23 - 24	1	0	0	0	0	0	0	0.2	0	27
Totals	92	100	92	14	0	0	0			
% of Total	30.87%	33.56%	30.87%	4.7%	0%	0%	0%			

	11/2/2020	to	11/8/2020							
	Monday	Tuesday	Wednesday	Thursday	Friday	Saturday	Sunday	Week	Weekend	Week Day 85%
Hour	11/2/2020	11/3/2020	11/4/2020	11/5/2020	11/6/2020	11/7/2020	11/8/2020	Day Avg	Avg	Avg Speed
0 - 1	0	0	0	0	0	0	0	0	0	0
1 - 2	0	0	0	0	0	0	0	0	0	0
2 - 3	0	0	0	0	0	0	0	0	0	0
3 - 4	0	0	0	0	0	0	0	0	0	0
4 - 5	0	0	0	0	0	0	0	0	0	0
5 - 6	0	0	0	0	0	0	0	0	0	0
6 - 7	0	0	0	0	0	0	0	0	0	0
7 - 8	0	0	0	0	0	0	0	0	0	0
8 - 9	0	0	0	0	0	0	0	0	0	0
9 - 10	0	0	0	0	0	0	0	0	0	0
10 - 11	0	0	0	0	0	0	0	0	0	0
11 - 12	0	0	0	0	0	0	0	0	0	0
12 - 13	0	0	0	0	0	0	0	0	0	0
13 - 14	0	0	0	0	0	0	0	0	0	0
14 - 15	0	0	0	0	0	0	0	0	0	0
15 - 16	0	0	0	0	0	0	0	0	0	0
16 - 17	0	0	0	0	0	0	0	0	0	0
17 - 18	0	0	0	0	0	0	0	0	0	0
18 - 19	0	0	0	0	0	0	0	0	0	0
19 - 20	0	0	0	0	0	0	0	0	0	0
20 - 21	0	0	0	0	0	0	0	0	0	0
21 - 22	0	0	0	0	0	0	0	0	0	0
22 - 23	0	0	0	0	0	0	0	0	0	0
23 - 24	0	0	0	0	0	0	0	0	0	0
Totals	0	0	0	0	0	0	0			
% of Total	0%	0%	0%	0%	0%	0%	0%			

	11/9/2020	to	11/15/2020							
	Monday	Tuesday	Wednesday	Thursday	Friday	Saturday	Sunday	Week	Weekend	Week Day 85%
Hour	11/9/2020	11/10/2020	11/11/2020	11/12/2020	11/13/2020	11/14/2020	11/15/2020	Day Avg	Avg	Avg Speed
0 - 1	0	0	0	0	0	0	0	0	0	0
1 - 2	0	0	0	0	0	0	0	0	0	0
2 - 3	0	0	0	0	0	0	0	0	0	0
3 - 4	0	0	0	0	0	0	0	0	0	0
4 - 5	0	0	0	0	0	0	0	0	0	0
5 - 6	0	0	0	0	0	0	0	0	0	0
6 - 7	0	0	0	0	0	0	0	0	0	0
7 - 8	0	0	0	0	0	0	0	0	0	0
8 - 9	0	0	0	0	0	0	0	0	0	0
9 - 10	0	0	0	0	0	0	0	0	0	0
10 - 11	0	0	0	0	0	0	0	0	0	0
11 - 12	0	0	0	0	0	0	0	0	0	0
12 - 13	0	0	0	0	0	0	0	0	0	0
13 - 14	0	0	0	0	0	0	0	0	0	0
14 - 15	0	0	0	0	0	0	0	0	0	0
15 - 16	0	0	0	0	0	0	0	0	0	0
16 - 17	0	0	0	0	0	0	0	0	0	0
17 - 18	0	0	0	0	0	0	0	0	0	0
18 - 19	0	0	0	0	0	0	0	0	0	0
19 - 20	0	0	0	0	0	0	0	0	0	0
20 - 21	0	0	0	0	0	0	0	0	0	0
21 - 22	0	0	0	0	0	0	0	0	0	0
22 - 23	0	0	0	0	0	0	0	0	0	0
23 - 24	0	0	0	0	0	0	0	0	0	0
Totals	0	0	0	0	0	0	0			
% of Total	0%	0%	0%	0%	0%	0%	0%			

	11/16/2020	to	11/22/2020							
	Monday	Tuesday	Wednesday	Thursday	Friday	Saturday	Sunday	Week	Weekend	Week Day 85%
Hour	11/16/2020	11/17/2020	11/18/2020	11/19/2020	11/20/2020	11/21/2020	11/22/2020	Day Avg	Avg	Avg Speed
0 - 1	0	0	0	0	0	0	0	0	0	0
1 - 2	0	0	0	0	0	0	0	0	0	0
2 - 3	0	0	0	0	0	0	0	0	0	0
3 - 4	0	0	0	0	0	0	0	0	0	0
4 - 5	0	0	0	0	0	0	0	0	0	0
5 - 6	0	0	0	0	0	0	0	0	0	0
6 - 7	0	0	0	0	0	0	0	0	0	0
7 - 8	0	0	0	0	0	0	0	0	0	0
8 - 9	0	0	0	0	0	0	0	0	0	0
9 - 10	0	0	0	0	0	0	0	0	0	0
10 - 11	0	0	0	0	0	0	0	0	0	0
11 - 12	0	0	0	0	0	0	0	0	0	0
12 - 13	0	0	0	0	0	0	0	0	0	0
13 - 14	0	0	0	0	0	0	0	0	0	0
14 - 15	0	0	0	0	0	0	0	0	0	0
15 - 16	0	0	0	0	0	0	0	0	0	0
16 - 17	0	0	0	0	0	0	0	0	0	0
17 - 18	0	0	0	0	0	0	0	0	0	0
18 - 19	0	0	0	0	0	0	0	0	0	0
19 - 20	0	0	0	0	0	0	0	0	0	0
20 - 21	0	0	0	0	0	0	0	0	0	0
21 - 22	0	0	0	0	0	0	0	0	0	0
22 - 23	0	0	0	0	0	0	0	0	0	0
23 - 24	0	0	0	0	0	0	0	0	0	0
Totals	0	0	0	0	0	0	0			
% of Total	0%	0%	0%	0%	0%	0%	0%			

	11/23/2020	to	11/29/2020							
	Monday	Tuesday	Wednesday	Thursday	Friday	Saturday	Sunday	Week	Weekend	Week Day 85%
Hour	11/23/2020	11/24/2020	11/25/2020	11/26/2020	11/27/2020	11/28/2020	11/29/2020	Day Avg	Avg	Avg Speed
0 - 1	0	0	0	2	1	1	0	0.6	0.5	38
1 - 2	0	0	0	0	0	3	0	0	1.5	0
2 - 3	0	0	0	0	0	0	0	0	0	0
3 - 4	0	0	1	0	2	0	0	0.6	0	29
4 - 5	0	0	0	0	1	0	0	0.2	0	32
5 - 6	0	1	2	1	0	0	0	0.8	0	36
6 - 7	0	9	7	0	2	1	0	3.6	0.5	48.33
7 - 8	0	4	3	3	1	3	2	2.2	2.5	39.75
8 - 9	0	8	3	7	1	3	2	3.8	2.5	34.62
9 - 10	0	15	6	5	2	3	6	5.6	4.5	33.25
10 - 11	0	14	8	4	10	9	5	7.2	7	32.75
11 - 12	0	10	5	5	11	11	11	6.2	11	29.5
12 - 13	0	8	10	7	12	13	9	7.4	11	28.75
13 - 14	0	16	8	11	13	11	11	9.6	11	33.38
14 - 15	12	8	15	9	20	10	14	12.8	12	31.5
15 - 16	8	6	11	5	13	16	7	8.6	11.5	32.8
16 - 17	16	17	20	4	11	15	14	13.6	14.5	33.4
17 - 18	16	19	15	8	18	16	13	15.2	14.5	34.5
18 - 19	7	4	2	5	5	7	4	4.6	5.5	35
19 - 20	4	7	7	2	1	6	4	4.2	5	31.9
20 - 21	4	8	9	3	0	0	3	4.8	1.5	34.75
21 - 22	5	6	4	8	7	1	1	6	1	34.4
22 - 23	2	2	1	1	1	6	0	1.4	3	26.6
23 - 24	1	0	3	0	3	2	2	1.4	2	34.33
Totals	75	162	140	90	135	137	108			
% of Total	8.85%	19.13%	16.53%	10.63%	15.94%	16.17%	12.75%			

	11/30/2020	to	12/6/2020							
	Monday	Tuesday	Wednesday	Thursday	Friday	Saturday	Sunday	Week	Weekend	Week Day 85%
Hour	11/30/2020	12/1/2020	12/2/2020	12/3/2020	12/4/2020	12/5/2020	12/6/2020	Day Avg	Avg	Avg Speed
0 - 1	4	0	*	*	*	*	*	2	0	33
1 - 2	0	0	*	*	*	*	*	0	0	0
2 - 3	0	0	*	*	*	*	*	0	0	0
3 - 4	0	0	*	*	*	*	*	0	0	0
4 - 5	0	1	*	*	*	*	*	0.5	0	45
5 - 6	3	2	*	*	*	*	*	2.5	0	42
6 - 7	6	12	*	*	*	*	*	9	0	37.5
7 - 8	7	7	*	*	*	*	*	7	0	36.5
8 - 9	9	15	*	*	*	*	*	12	0	35.75
9 - 10	12	5	*	*	*	*	*	8.5	0	30
10 - 11	9	12	*	*	*	*	*	10.5	0	33.5
11 - 12	4	14	*	*	*	*	*	9	0	28.5
12 - 13	10	9	*	*	*	*	*	9.5	0	34
13 - 14	9	8	*	*	*	*	*	8.5	0	31.5
14 - 15	4	12	*	*	*	*	*	8	0	36.75
15 - 16	6	9	*	*	*	*	*	7.5	0	32
16 - 17	10	*	*	*	*	*	*	10	0	32
17 - 18	13	*	*	*	*	*	*	13	0	36
18 - 19	8	*	*	*	*	*	*	8	0	37
19 - 20	6	*	*	*	*	*	*	6	0	27
20 - 21	4	*	*	*	*	*	*	4	0	32
21 - 22	1	*	*	*	*	*	*	1	0	26
22 - 23	3	*	*	*	*	*	*	3	0	43
23 - 24	1	*	*	*	*	*	*	1	0	16
Totals	129	106	0	0	0	0	0			
% of Total	54.89%	45.11%	0%	0%	0%	0%	0%			

Merged Monthly Counts
 Lake Mountain Road
 power pole at Hooleys

from Wed-Oct-21-2020-02-00-PM to Tue-Dec-01-2020-03-59-PM

	Oct 2020									
Hour	Monday	Tuesday	Wednesday	Thursday	Friday	Saturday	Sunday	Week Day Avg	Weekend Avg	Week Day 85% Avg Speed
0 - 1	0	0	0	0	0	2	0	0	1	0
1 - 2	0	0	0	0	0	0	0	0	0	0
2 - 3	0	0	0	1	0	1	0	0.2	0.5	45
3 - 4	0	0	0	0	0	0	0	0	0	0
4 - 5	0	1	0	1	1	1	0	0.6	0.5	34
5 - 6	2	3	2	3	0	3	0	2	1.5	45.25
6 - 7	5	4	5	10	7	4	1	6.2	2.5	45.1
7 - 8	5	5	3	16	3	2	0	6.4	1	42.1
8 - 9	4	8	10	4	8	6	0	6.8	3	35.3
9 - 10	7	10	11	9	6	5	0	8.6	2.5	37.7
10 - 11	6	3	5	7	12	3	5	6.6	4	33.8
11 - 12	6	13	6	5	12	12	6	8.4	9	32.1
12 - 13	2	6	6	5	4	8	4	4.6	6	32.5
13 - 14	7	5	4	4	5	5	9	5	7	32.8
14 - 15	5	11	14	5	7	2	7	8.4	4.5	32
15 - 16	11	7	11	14	6	6	2	9.8	4	34.6
16 - 17	13	6	17	7	7	6	6	10	6	36.2
17 - 18	6	8	12	3	8	6	5	7.4	5.5	36.3
18 - 19	7	4	8	7	3	6	6	5.8	6	34.6
19 - 20	2	4	6	1	6	8	2	3.8	5	33
20 - 21	2	0	5	5	0	1	0	2.4	0.5	37.17
21 - 22	1	2	4	1	9	3	4	3.4	3.5	35
22 - 23	0	0	3	1	1	1	0	1	0.5	29
23 - 24	1	0	0	0	0	0	0	0.2	0	27
Totals	92	100	132	109	105	91	57			
% of Total	13.41%	14.58%	19.24%	15.89%	15.31%	13.27%	8.31%			

Hour	Nov 2020							Week	Weekend	Week Day 85%
	Monday	Tuesday	Wednesday	Thursday	Friday	Saturday	Sunday	Day Avg	Avg	Avg Speed
0 - 1	4	0	0	2	1	1	0	1.4	0.5	36.33
1 - 2	0	0	0	0	0	3	0	0	1.5	0
2 - 3	0	0	0	0	0	0	0	0	0	0
3 - 4	0	0	1	0	2	0	0	0.6	0	29
4 - 5	0	0	0	0	1	0	0	0.2	0	32
5 - 6	3	1	2	1	0	0	0	1.4	0	38
6 - 7	6	9	7	0	2	1	0	4.8	0.5	45.5
7 - 8	7	4	3	3	1	3	2	3.6	2.5	39.2
8 - 9	9	8	3	7	1	3	2	5.6	2.5	35.1
9 - 10	12	15	6	5	2	3	6	8	4.5	33.2
10 - 11	9	14	8	4	10	9	5	9	7	32.8
11 - 12	4	10	5	5	11	11	11	7	11	30
12 - 13	10	8	10	7	12	13	9	9.4	11	29.4
13 - 14	9	16	8	11	13	11	11	11.4	11	33.1
14 - 15	16	8	15	9	20	10	14	13.6	12	31.9
15 - 16	14	6	11	5	13	16	7	9.8	11.5	32.4
16 - 17	26	17	20	4	11	15	14	15.6	14.5	33.36
17 - 18	29	19	15	8	18	16	13	17.8	14.5	34.4
18 - 19	15	4	2	5	5	7	4	6.2	5.5	35.4
19 - 20	10	7	7	2	1	6	4	5.4	5	31.8
20 - 21	8	8	9	3	0	0	3	5.6	1.5	34.75
21 - 22	6	6	4	8	7	1	1	6.2	1	34.4
22 - 23	5	2	1	1	1	6	0	2	3	29
23 - 24	2	0	3	0	3	2	2	1.6	2	34.33
Totals	204	162	140	90	135	137	108			
% of Total	20.9%	16.6%	14.34%	9.22%	13.83%	14.04%	11.07%			

Hour	Dec 2020							Week Day Avg	Weekend Avg	Week Day 85% Avg Speed
	Monday	Tuesday	Wednesday	Thursday	Friday	Saturday	Sunday			
0 - 1	*	0	*	*	*	*	*	0	0	0
1 - 2	*	0	*	*	*	*	*	0	0	0
2 - 3	*	0	*	*	*	*	*	0	0	0
3 - 4	*	0	*	*	*	*	*	0	0	0
4 - 5	*	1	*	*	*	*	*	1	0	45
5 - 6	*	2	*	*	*	*	*	2	0	40
6 - 7	*	12	*	*	*	*	*	12	0	38
7 - 8	*	7	*	*	*	*	*	7	0	36
8 - 9	*	15	*	*	*	*	*	15	0	34.5
9 - 10	*	5	*	*	*	*	*	5	0	27
10 - 11	*	12	*	*	*	*	*	12	0	34
11 - 12	*	14	*	*	*	*	*	14	0	25
12 - 13	*	9	*	*	*	*	*	9	0	36
13 - 14	*	8	*	*	*	*	*	8	0	31
14 - 15	*	12	*	*	*	*	*	12	0	37
15 - 16	*	9	*	*	*	*	*	9	0	38
16 - 17	*	*	*	*	*	*	*	0	0	0
17 - 18	*	*	*	*	*	*	*	0	0	0
18 - 19	*	*	*	*	*	*	*	0	0	0
19 - 20	*	*	*	*	*	*	*	0	0	0
20 - 21	*	*	*	*	*	*	*	0	0	0
21 - 22	*	*	*	*	*	*	*	0	0	0
22 - 23	*	*	*	*	*	*	*	0	0	0
23 - 24	*	*	*	*	*	*	*	0	0	0
Totals	0	106	0	0	0	0	0			
% of Total	0%	100%	0%	0%	0%	0%	0%			

	10/26/2020	to	11/1/2020							
	Monday	Tuesday	Wednesday	Thursday	Friday	Saturday	Sunday	Week	Weekend	Week Day 85%
Hour	10/26/2020	10/27/2020	10/28/2020	10/29/2020	10/30/2020	10/31/2020	11/1/2020	Day Avg	Avg	Avg Speed
0 - 1	0	0	0	0	0	0	0	0	0	0
1 - 2	0	0	0	0	0	0	0	0	0	0
2 - 3	0	0	0	45	0	0	0	45	0	45
3 - 4	0	0	0	0	0	0	0	0	0	0
4 - 5	0	35	0	0	0	0	0	35	0	35
5 - 6	34.5	42	31	30	0	0	0	35.88	0	41.25
6 - 7	43	36.75	38.6	38.17	0	0	0	39.2	0	43.75
7 - 8	32.6	38.2	36	36.17	0	0	0	35.74	0	40.75
8 - 9	33	26.88	32.7	0	0	0	0	30.64	0	35.17
9 - 10	28.14	31.7	30.27	0	0	0	0	30.25	0	34.17
10 - 11	27.17	23.67	29.8	0	0	0	0	27.36	0	32
11 - 12	25.83	31.23	25.5	0	0	0	0	28.56	0	32.5
12 - 13	31.5	32	23.83	0	0	0	0	28.43	0	32.5
13 - 14	24.29	31.6	24.25	0	0	0	0	26.56	0	31.33
14 - 15	29.2	25.55	23.67	0	0	0	0	25.6	0	32
15 - 16	24.36	27	25.67	0	0	0	0	25.43	0	34.33
16 - 17	27.92	32.33	30.45	0	0	0	0	29.73	0	34.67
17 - 18	31	32	29.14	0	0	0	0	30.76	0	37
18 - 19	29.86	28.25	35.5	0	0	0	0	30.23	0	34
19 - 20	28	39	21.33	0	0	0	0	30.67	0	34
20 - 21	31.5	0	18	0	0	0	0	27	0	30.5
21 - 22	32	33.5	33.5	0	0	0	0	33.2	0	36.33
22 - 23	0	0	33	0	0	0	0	33	0	36
23 - 24	27	0	0	0	0	0	0	27	0	27

	11/23/2020	to	11/29/2020							
	Monday	Tuesday	Wednesday	Thursday	Friday	Saturday	Sunday	Week	Weekend	Week Day 85%
Hour	11/23/2020	11/24/2020	11/25/2020	11/26/2020	11/27/2020	11/28/2020	11/29/2020	Day Avg	Avg	Avg Speed
0 - 1	0	0	0	29	35	30	0	31	30	38
1 - 2	0	0	0	0	0	24.67	0	0	24.67	0
2 - 3	0	0	0	0	0	0	0	0	0	0
3 - 4	0	0	21	0	34	0	0	29.67	0	29
4 - 5	0	0	0	0	32	0	0	32	0	32
5 - 6	0	46	43.5	15	0	0	0	37	0	36
6 - 7	0	38.33	41.43	0	42.5	35	0	40	35	48.33
7 - 8	0	40	30.67	28	36	33.67	27.5	33.82	31.2	39.75
8 - 9	0	29.62	22.67	32.71	31	34.67	18	29.74	28	34.62
9 - 10	0	28.6	29	33	23	35.67	27.33	29.07	30.11	33.25
10 - 11	0	28.64	27.88	28.75	29.4	29.11	33.4	28.69	30.64	32.75
11 - 12	0	22.9	18.2	28.6	28.09	27.09	32.27	24.9	29.68	29.5
12 - 13	0	23.62	20.8	24.71	27.58	27.46	31.44	24.35	29.09	28.75
13 - 14	0	22.38	25.88	32.73	27.31	27.45	30	26.67	28.73	33.38
14 - 15	29.33	26	21.67	22.78	28.5	29.1	26.79	25.94	27.75	31.5
15 - 16	23.5	31.67	28	33.6	25.31	27.38	25.43	27.51	26.78	32.8
16 - 17	25.94	29.06	31.4	27.25	29.18	31.33	26.36	28.93	28.93	33.4
17 - 18	31	30.74	28.27	25.5	28.28	28.56	28.54	29.17	28.55	34.5
18 - 19	32	28.75	36	34.2	35	25	27.75	32.91	26	35
19 - 20	28.5	29.71	35.43	15	41	35.67	27	30.52	32.2	31.9
20 - 21	30.75	34	28.78	24.33	0	0	34.67	30.29	34.67	34.75
21 - 22	26.2	27.17	37.75	29.5	32.86	33	38	30.37	35.5	34.4
22 - 23	17	30.5	17	33	30	37.33	0	25	37.33	26.6
23 - 24	37	0	20	0	37.67	43	34.5	30	38.75	34.33

	11/30/2020	to	12/6/2020							
	Monday	Tuesday	Wednesday	Thursday	Friday	Saturday	Sunday	Week	Weekend	Week Day 85%
Hour	11/30/2020	12/1/2020	12/2/2020	12/3/2020	12/4/2020	12/5/2020	12/6/2020	Day Avg	Avg	Avg Speed
0 - 1	28.25	0	*	*	*	*	*	28.25	*	33
1 - 2	0	0	*	*	*	*	*	*	*	0
2 - 3	0	0	*	*	*	*	*	*	*	0
3 - 4	0	0	*	*	*	*	*	*	*	0
4 - 5	0	45	*	*	*	*	*	45	*	45
5 - 6	41	40	*	*	*	*	*	40.6	*	42
6 - 7	34	33.42	*	*	*	*	*	33.61	*	37.5
7 - 8	32.57	28.43	*	*	*	*	*	30.5	*	36.5
8 - 9	30	23.87	*	*	*	*	*	26.17	*	35.75
9 - 10	27.92	27.8	*	*	*	*	*	27.88	*	30
10 - 11	26.67	28.17	*	*	*	*	*	27.52	*	33.5
11 - 12	31.25	19.57	*	*	*	*	*	22.17	*	28.5
12 - 13	28	30.89	*	*	*	*	*	29.37	*	34
13 - 14	27.67	23.38	*	*	*	*	*	25.65	*	31.5
14 - 15	29.75	31.58	*	*	*	*	*	31.13	*	36.75
15 - 16	22.33	32	*	*	*	*	*	28.13	*	32
16 - 17	29	*	*	*	*	*	*	29	*	32
17 - 18	28.62	*	*	*	*	*	*	28.62	*	36
18 - 19	31.12	*	*	*	*	*	*	31.12	*	37
19 - 20	24	*	*	*	*	*	*	24	*	27
20 - 21	27.5	*	*	*	*	*	*	27.5	*	32
21 - 22	26	*	*	*	*	*	*	26	*	26
22 - 23	34	*	*	*	*	*	*	34	*	43
23 - 24	16	*	*	*	*	*	*	16	*	16

Merged Monthly Speeds
 Lake Mountain Road
 power pole at Hooleys

from Wed-Oct-21-2020-02-00-PM to Tue-Dec-01-2020-03-59-PM

	Oct 2020									
Hour	Monday	Tuesday	Wednesday	Thursday	Friday	Saturday	Sunday	Week Day Avg	Weekend Avg	Week Day 85% Avg Speed
0 - 1	0	0	0	0	0	40	0	0	40	0
1 - 2	0	0	0	0	0	0	0	0	0	0
2 - 3	0	0	0	45	0	17	0	45	17	45
3 - 4	0	0	0	0	0	0	0	0	0	0
4 - 5	0	35	0	34	33	34	0	34	34	34
5 - 6	34.5	42	31	34.33	0	39	0	36	39	45.25
6 - 7	43	36.75	38.6	37.8	44.86	31	34	40.23	31.6	45.1
7 - 8	32.6	38.2	36	35	32.33	21.5	0	34.97	21.5	42.1
8 - 9	33	26.88	32.7	33.25	29.75	23.83	0	30.74	23.83	35.3
9 - 10	28.14	31.7	30.27	36.56	31.33	33.6	0	31.72	33.6	37.7
10 - 11	27.17	23.67	29.8	37.14	24.75	40	38.8	28.48	39.25	33.8
11 - 12	25.83	31.23	25.5	27.6	27.33	33.42	28.17	28.1	31.67	32.1
12 - 13	31.5	32	23.83	30.8	26.75	34.25	25	28.65	31.17	32.5
13 - 14	24.29	31.6	24.25	32	30.4	31.6	24.22	28.2	26.86	32.8
14 - 15	29.2	25.55	22.07	30.4	30.71	28	25.86	26.26	26.33	32
15 - 16	24.36	27	29.27	27.5	28.83	34.83	26	27.29	32.62	34.6
16 - 17	27.92	32.33	31.06	31.86	33.71	25	34.67	30.88	29.83	36.2
17 - 18	31	32	29.5	26.67	31.62	31.33	29.6	30.51	30.55	36.3
18 - 19	29.86	28.25	34.12	27.29	35.33	28.83	31.83	30.76	30.33	34.6
19 - 20	28	39	25.83	29	33.33	28	27	31.37	27.8	33
20 - 21	31.5	0	26.6	29.4	0	29	0	28.58	29	37.17
21 - 22	32	33.5	30.25	38	23	29.33	31.25	27.35	30.43	35
22 - 23	0	0	37.33	28	13	9	0	30.6	9	29
23 - 24	27	0	0	0	0	0	0	27	0	27

Hour	Nov 2020							Week Day Avg	Weekend Avg	Week Day 85% Avg Speed
	Monday	Tuesday	Wednesday	Thursday	Friday	Saturday	Sunday			
0 - 1	28.25	0	0	29	35	30	0	29.43	30	36.33
1 - 2	0	0	0	0	0	24.67	0	0	24.67	0
2 - 3	0	0	0	0	0	0	0	0	0	0
3 - 4	0	0	21	0	34	0	0	29.67	0	29
4 - 5	0	0	0	0	32	0	0	32	0	32
5 - 6	41	46	43.5	15	0	0	0	38.71	0	38
6 - 7	34	38.33	41.43	0	42.5	35	0	38.5	35	45.5
7 - 8	32.57	40	30.67	28	36	33.67	27.5	33.33	31.2	39.2
8 - 9	30	29.62	22.67	32.71	31	34.67	18	29.82	28	35.1
9 - 10	27.92	28.6	29	33	23	35.67	27.33	28.72	30.11	33.2
10 - 11	26.67	28.64	27.88	28.75	29.4	29.11	33.4	28.29	30.64	32.8
11 - 12	31.25	22.9	18.2	28.6	28.09	27.09	32.27	25.63	29.68	30
12 - 13	28	23.62	20.8	24.71	27.58	27.46	31.44	25.13	29.09	29.4
13 - 14	27.67	22.38	25.88	32.73	27.31	27.45	30	26.82	28.73	33.1
14 - 15	29.44	26	21.67	22.78	28.5	29.1	26.79	26.16	27.75	31.9
15 - 16	23	31.67	28	33.6	25.31	27.38	25.43	26.88	26.78	32.4
16 - 17	27.12	29.06	31.4	27.25	29.18	31.33	26.36	28.94	28.93	33.36
17 - 18	29.93	30.74	28.27	25.5	28.28	28.56	28.54	29.09	28.55	34.4
18 - 19	31.53	28.75	36	34.2	35	25	27.75	32.45	26	35.4
19 - 20	25.8	29.71	35.43	15	41	35.67	27	29.07	32.2	31.8
20 - 21	29.12	34	28.78	24.33	0	0	34.67	29.89	34.67	34.75
21 - 22	26.17	27.17	37.75	29.5	32.86	33	38	30.23	35.5	34.4
22 - 23	27.2	30.5	17	33	30	37.33	0	27.7	37.33	29
23 - 24	26.5	0	20	0	37.67	43	34.5	28.25	38.75	34.33

Hour	Dec 2020							Week Day Avg	Weekend Avg	Week Day 85% Avg Speed
	Monday	Tuesday	Wednesday	Thursday	Friday	Saturday	Sunday			
0 - 1	*	0	*	*	*	*	*	*	*	0
1 - 2	*	0	*	*	*	*	*	*	*	0
2 - 3	*	0	*	*	*	*	*	*	*	0
3 - 4	*	0	*	*	*	*	*	*	*	0
4 - 5	*	45	*	*	*	*	*	45	*	45
5 - 6	*	40	*	*	*	*	*	40	*	40
6 - 7	*	33.42	*	*	*	*	*	33.42	*	38
7 - 8	*	28.43	*	*	*	*	*	28.43	*	36
8 - 9	*	23.87	*	*	*	*	*	23.87	*	34.5
9 - 10	*	27.8	*	*	*	*	*	27.8	*	27
10 - 11	*	28.17	*	*	*	*	*	28.17	*	34
11 - 12	*	19.57	*	*	*	*	*	19.57	*	25
12 - 13	*	30.89	*	*	*	*	*	30.89	*	36
13 - 14	*	23.38	*	*	*	*	*	23.38	*	31
14 - 15	*	31.58	*	*	*	*	*	31.58	*	37
15 - 16	*	32	*	*	*	*	*	32	*	38
16 - 17	*	*	*	*	*	*	*	*	*	0
17 - 18	*	*	*	*	*	*	*	*	*	0
18 - 19	*	*	*	*	*	*	*	*	*	0
19 - 20	*	*	*	*	*	*	*	*	*	0
20 - 21	*	*	*	*	*	*	*	*	*	0
21 - 22	*	*	*	*	*	*	*	*	*	0
22 - 23	*	*	*	*	*	*	*	*	*	0
23 - 24	*	*	*	*	*	*	*	*	*	0

	10/26/2020	to	11/1/2020							
	Monday	Tuesday	Wednesday	Thursday	Friday	Saturday	Sunday	Week	Weekend	Week Day 85%
Hour	10/26/2020	10/27/2020	10/28/2020	10/29/2020	10/30/2020	10/31/2020	11/1/2020	Day Avg	Avg	Avg Speed
0 - 1	0	0	0	0	0	0	0	0	0	0
1 - 2	0	0	0	0	0	0	0	0	0	0
2 - 3	0	0	0	45	0	0	0	45	0	45
3 - 4	0	0	0	0	0	0	0	0	0	0
4 - 5	0	35	0	0	0	0	0	35	0	35
5 - 6	46	52	37	30	0	0	0	41.25	0	41.25
6 - 7	49	37	41	48	0	0	0	43.75	0	43.75
7 - 8	36	44	46	37	0	0	0	40.75	0	40.75
8 - 9	34.5	33	38	0	0	0	0	35.17	0	35.17
9 - 10	32.5	34	36	0	0	0	0	34.17	0	34.17
10 - 11	32	28	36	0	0	0	0	32	0	32
11 - 12	29	35.5	33	0	0	0	0	32.5	0	32.5
12 - 13	35	36.5	26	0	0	0	0	32.5	0	32.5
13 - 14	34	31	29	0	0	0	0	31.33	0	31.33
14 - 15	35	30	31	0	0	0	0	32	0	32
15 - 16	33	39	31	0	0	0	0	34.33	0	34.33
16 - 17	34	37	33	0	0	0	0	34.67	0	34.67
17 - 18	35	38.5	37.5	0	0	0	0	37	0	37
18 - 19	34	29	39	0	0	0	0	34	0	34
19 - 20	30	41	31	0	0	0	0	34	0	34
20 - 21	43	0	18	0	0	0	0	30.5	0	30.5
21 - 22	32	40	37	0	0	0	0	36.33	0	36.33
22 - 23	0	0	36	0	0	0	0	36	0	36
23 - 24	27	0	0	0	0	0	0	27	0	27

	11/23/2020	to	11/29/2020							
	Monday	Tuesday	Wednesday	Thursday	Friday	Saturday	Sunday	Week	Weekend	Week Day 85%
Hour	11/23/2020	11/24/2020	11/25/2020	11/26/2020	11/27/2020	11/28/2020	11/29/2020	Day Avg	Avg	Avg Speed
0 - 1	0	0	0	41	35	30	0	38	30	38
1 - 2	0	0	0	0	0	30	0	0	30	0
2 - 3	0	0	0	0	0	0	0	0	0	0
3 - 4	0	0	21	0	37	0	0	29	0	29
4 - 5	0	0	0	0	32	0	0	32	0	32
5 - 6	0	46	47	15	0	0	0	36	0	36
6 - 7	0	48.5	47.5	0	49	35	0	48.33	35	48.33
7 - 8	0	45	39	39	36	43	32	39.75	37.5	39.75
8 - 9	0	33	33	41.5	31	39	23	34.62	31	34.62
9 - 10	0	35	33	36	29	42	32	33.25	37	33.25
10 - 11	0	35	32	31	33	40.5	35	32.75	37.75	32.75
11 - 12	0	29	21	36	32	37	36	29.5	36.5	29.5
12 - 13	0	31	22	29	33	37	38	28.75	37.5	28.75
13 - 14	0	29	32	36.5	36	38	34	33.38	36	33.38
14 - 15	34.5	31	28	28	36	35	30.5	31.5	32.75	31.5
15 - 16	29	32	33	38	32	33	31	32.8	32	32.8
16 - 17	33.5	32.5	38	28	35	38	35.5	33.4	36.75	33.4
17 - 18	37.5	36	34	32	33	35	36	34.5	35.5	34.5
18 - 19	35	29	39	36	36	29	26	35	27.5	35
19 - 20	30	34.5	38	16	41	50	30	31.9	40	31.9
20 - 21	35	41	35	28	0	0	42	34.75	42	34.75
21 - 22	35	27	38	35	37	33	38	34.4	35.5	34.4
22 - 23	18	35	17	33	30	41	0	26.6	41	26.6
23 - 24	37	0	24	0	42	43	38	34.33	40.5	34.33

	11/30/2020	to	12/6/2020							
	Monday	Tuesday	Wednesday	Thursday	Friday	Saturday	Sunday	Week	Weekend	Week Day 85%
Hour	11/30/2020	12/1/2020	12/2/2020	12/3/2020	12/4/2020	12/5/2020	12/6/2020	Day Avg	Avg	Avg Speed
0 - 1	33	0	*	*	*	*	*	33	0	33
1 - 2	0	0	*	*	*	*	*	0	0	0
2 - 3	0	0	*	*	*	*	*	0	0	0
3 - 4	0	0	*	*	*	*	*	0	0	0
4 - 5	0	45	*	*	*	*	*	45	0	45
5 - 6	44	40	*	*	*	*	*	42	0	42
6 - 7	37	38	*	*	*	*	*	37.5	0	37.5
7 - 8	37	36	*	*	*	*	*	36.5	0	36.5
8 - 9	37	34.5	*	*	*	*	*	35.75	0	35.75
9 - 10	33	27	*	*	*	*	*	30	0	30
10 - 11	33	34	*	*	*	*	*	33.5	0	33.5
11 - 12	32	25	*	*	*	*	*	28.5	0	28.5
12 - 13	32	36	*	*	*	*	*	34	0	34
13 - 14	32	31	*	*	*	*	*	31.5	0	31.5
14 - 15	36.5	37	*	*	*	*	*	36.75	0	36.75
15 - 16	26	38	*	*	*	*	*	32	0	32
16 - 17	32	*	*	*	*	*	*	32	0	32
17 - 18	36	*	*	*	*	*	*	36	0	36
18 - 19	37	*	*	*	*	*	*	37	0	37
19 - 20	27	*	*	*	*	*	*	27	0	27
20 - 21	32	*	*	*	*	*	*	32	0	32
21 - 22	26	*	*	*	*	*	*	26	0	26
22 - 23	43	*	*	*	*	*	*	43	0	43
23 - 24	16	*	*	*	*	*	*	16	0	16

Merged Monthly EightyFifthSpeeds
 Lake Mountain Road
 power pole at Hooleys

from Wed-Oct-21-2020-02-00-PM to Tue-Dec-01-2020-03-59-PM

Hour	Oct 2020							Week Day Avg	Weekend Avg	Week Day 85% Avg Speed
	Monday	Tuesday	Wednesday	Thursday	Friday	Saturday	Sunday			
0 - 1	0	0	0	0	0	41	0	0	41	0
1 - 2	0	0	0	0	0	0	0	0	0	0
2 - 3	0	0	0	45	0	17	0	45	17	45
3 - 4	0	0	0	0	0	0	0	0	0	0
4 - 5	0	35	0	34	33	34	0	34	34	34
5 - 6	46	52	37	46	0	50	0	45.25	50	45.25
6 - 7	49	37	41	47.5	51	31	34	45.1	32.5	45.1
7 - 8	36	44	46	47.5	37	26	0	42.1	26	42.1
8 - 9	34.5	33	38	33	38	28.5	0	35.3	28.5	35.3
9 - 10	32.5	34	36	48	38	37.5	0	37.7	37.5	37.7
10 - 11	32	28	36	41	32	51	46	33.8	48.5	33.8
11 - 12	29	35.5	33	30	33	39	39.5	32.1	39.25	32.1
12 - 13	35	36.5	26	34	31	38	31	32.5	34.5	32.5
13 - 14	34	31	29	36	34	37	34	32.8	35.5	32.8
14 - 15	35	30	29	32	34	42	35	32	38.5	32
15 - 16	33	39	33	37	31	36	30	34.6	33	34.6
16 - 17	34	37	34	36	40	29	38	36.2	33.5	36.2
17 - 18	35	38.5	36	32	40	34	31	36.3	32.5	36.3
18 - 19	34	29	37	31	42	28	39	34.6	33.5	34.6
19 - 20	30	41	31	29	34	34	29	33	31.5	33
20 - 21	43	0	35	33.5	0	29	0	37.17	29	37.17
21 - 22	32	40	35	38	30	33	32	35	32.5	35
22 - 23	0	0	46	28	13	9	0	29	9	29
23 - 24	27	0	0	0	0	0	0	27	0	27

Merged Monthly EightyFifthSpeeds
 Lake Mountain Road
 power pole at Hooleys

from Wed-Oct-21-2020-02-00-PM to Tue-Dec-01-2020-03-59-PM

Hour	Nov 2020							Week Day Avg	Weekend Avg	Week Day 85% Avg Speed
	Monday	Tuesday	Wednesday	Thursday	Friday	Saturday	Sunday			
0 - 1	33	0	0	41	35	30	0	36.33	30	36.33
1 - 2	0	0	0	0	0	30	0	0	30	0
2 - 3	0	0	0	0	0	0	0	0	0	0
3 - 4	0	0	21	0	37	0	0	29	0	29
4 - 5	0	0	0	0	32	0	0	32	0	32
5 - 6	44	46	47	15	0	0	0	38	0	38
6 - 7	37	48.5	47.5	0	49	35	0	45.5	35	45.5
7 - 8	37	45	39	39	36	43	32	39.2	37.5	39.2
8 - 9	37	33	33	41.5	31	39	23	35.1	31	35.1
9 - 10	33	35	33	36	29	42	32	33.2	37	33.2
10 - 11	33	35	32	31	33	40.5	35	32.8	37.75	32.8
11 - 12	32	29	21	36	32	37	36	30	36.5	30
12 - 13	32	31	22	29	33	37	38	29.4	37.5	29.4
13 - 14	32	29	32	36.5	36	38	34	33.1	36	33.1
14 - 15	36.5	31	28	28	36	35	30.5	31.9	32.75	31.9
15 - 16	27	32	33	38	32	33	31	32.4	32	32.4
16 - 17	33.3	32.5	38	28	35	38	35.5	33.36	36.75	33.36
17 - 18	37	36	34	32	33	35	36	34.4	35.5	34.4
18 - 19	37	29	39	36	36	29	26	35.4	27.5	35.4
19 - 20	29.5	34.5	38	16	41	50	30	31.8	40	31.8
20 - 21	35	41	35	28	0	0	42	34.75	42	34.75
21 - 22	35	27	38	35	37	33	38	34.4	35.5	34.4
22 - 23	30	35	17	33	30	41	0	29	41	29
23 - 24	37	0	24	0	42	43	38	34.33	40.5	34.33

Hour	Dec 2020							Week Day Avg	Weekend Avg	Week Day 85% Avg Speed
	Monday	Tuesday	Wednesday	Thursday	Friday	Saturday	Sunday			
0 - 1	*	0	*	*	*	*	*	0	0	0
1 - 2	*	0	*	*	*	*	*	0	0	0
2 - 3	*	0	*	*	*	*	*	0	0	0
3 - 4	*	0	*	*	*	*	*	0	0	0
4 - 5	*	45	*	*	*	*	*	45	0	45
5 - 6	*	40	*	*	*	*	*	40	0	40
6 - 7	*	38	*	*	*	*	*	38	0	38
7 - 8	*	36	*	*	*	*	*	36	0	36
8 - 9	*	34.5	*	*	*	*	*	34.5	0	34.5
9 - 10	*	27	*	*	*	*	*	27	0	27
10 - 11	*	34	*	*	*	*	*	34	0	34
11 - 12	*	25	*	*	*	*	*	25	0	25
12 - 13	*	36	*	*	*	*	*	36	0	36
13 - 14	*	31	*	*	*	*	*	31	0	31
14 - 15	*	37	*	*	*	*	*	37	0	37
15 - 16	*	38	*	*	*	*	*	38	0	38
16 - 17	*	*	*	*	*	*	*	0	0	0
17 - 18	*	*	*	*	*	*	*	0	0	0
18 - 19	*	*	*	*	*	*	*	0	0	0
19 - 20	*	*	*	*	*	*	*	0	0	0
20 - 21	*	*	*	*	*	*	*	0	0	0
21 - 22	*	*	*	*	*	*	*	0	0	0
22 - 23	*	*	*	*	*	*	*	0	0	0
23 - 24	*	*	*	*	*	*	*	0	0	0

Starting Hour	Count	Average Speed of all Traffic	Violator Counts	Average Speed of Violators
00:00:00	10	31.6	7	36.4
01:00:00	3	24.7	2	30.0
02:00:00	2	31.0	1	45.0
03:00:00	3	29.7	2	34.0
04:00:00	6	35.5	6	35.5
05:00:00	22	37.6	18	41.5
06:00:00	73	37.9	67	39.2
07:00:00	64	33.1	55	35.1
08:00:00	88	28.6	62	32.5
09:00:00	102	30.3	77	33.2
10:00:00	112	29.4	78	33.3
11:00:00	131	27.3	78	32.7
12:00:00	113	27.7	70	32.8
13:00:00	126	27.2	77	32.6
14:00:00	155	26.9	94	31.9
15:00:00	138	27.7	85	32.3
16:00:00	169	29.6	118	33.4
17:00:00	166	29.4	120	32.6
18:00:00	83	30.7	67	32.6
19:00:00	66	30.0	50	33.3
20:00:00	44	29.8	30	33.9
21:00:00	57	29.6	41	32.9
22:00:00	22	30.1	17	34.7
23:00:00	13	31.4	9	36.9

Merged Histogram
 Lake Mountain Road
 power pole at Hooleys
 from Wed-Oct-21-2020-02-00-PM to Tue-Dec-01-2020-03-59-PM

Date	Starting Hr:min	<15	15 to <20	20 to <25	25 to <30	30 to <35	35 to <40	40 to <45	45 to <50	50 to <55	55 to <60	60 to <65	65 to <70	70 to <75	75 to <80	80 to <85	85 to <90	90 to <95	95 to >100	Total Counts	85pct Speed	10MPH Pace	% in pace	# of Speeders	% Speeders	VEH_SM	VEH_MED	VEH_LG	
10/21/2020	00:00	*	*	*	*	*	*	*	*	*	*	*	*	*	*	*	*	*	*	*	*	*	*	*	*	*	*	*	*
10/21/2020	01:00	*	*	*	*	*	*	*	*	*	*	*	*	*	*	*	*	*	*	*	*	*	*	*	*	*	*	*	*
10/21/2020	02:00	*	*	*	*	*	*	*	*	*	*	*	*	*	*	*	*	*	*	*	*	*	*	*	*	*	*	*	*
10/21/2020	03:00	*	*	*	*	*	*	*	*	*	*	*	*	*	*	*	*	*	*	*	*	*	*	*	*	*	*	*	*
10/21/2020	04:00	*	*	*	*	*	*	*	*	*	*	*	*	*	*	*	*	*	*	*	*	*	*	*	*	*	*	*	*
10/21/2020	05:00	*	*	*	*	*	*	*	*	*	*	*	*	*	*	*	*	*	*	*	*	*	*	*	*	*	*	*	*
10/21/2020	06:00	*	*	*	*	*	*	*	*	*	*	*	*	*	*	*	*	*	*	*	*	*	*	*	*	*	*	*	*
10/21/2020	07:00	*	*	*	*	*	*	*	*	*	*	*	*	*	*	*	*	*	*	*	*	*	*	*	*	*	*	*	*
10/21/2020	08:00	*	*	*	*	*	*	*	*	*	*	*	*	*	*	*	*	*	*	*	*	*	*	*	*	*	*	*	*
10/21/2020	09:00	*	*	*	*	*	*	*	*	*	*	*	*	*	*	*	*	*	*	*	*	*	*	*	*	*	*	*	*
10/21/2020	10:00	*	*	*	*	*	*	*	*	*	*	*	*	*	*	*	*	*	*	*	*	*	*	*	*	*	*	*	*
10/21/2020	11:00	*	*	*	*	*	*	*	*	*	*	*	*	*	*	*	*	*	*	*	*	*	*	*	*	*	*	*	*
10/21/2020	12:00	*	*	*	*	*	*	*	*	*	*	*	*	*	*	*	*	*	*	*	*	*	*	*	*	*	*	*	*
10/21/2020	13:00	*	*	*	*	*	*	*	*	*	*	*	*	*	*	*	*	*	*	*	*	*	*	*	*	*	*	*	*
10/21/2020	14:00	1	2	1	1	0	0	0	0	0	0	0	0	0	0	0	0	0	0	0	5	20	10 to 20	80.0	1	20.0	1	4	0
10/21/2020	15:00	0	0	0	2	6	0	0	0	0	0	0	0	0	0	0	0	0	0	0	8	33.5	24 to 34	100.0	7	87.5	0	7	1
10/21/2020	16:00	0	0	0	2	2	2	0	0	0	0	0	0	0	0	0	0	0	0	0	6	37.5	24 to 34	66.7	5	83.3	1	5	0
10/21/2020	17:00	0	0	1	1	2	1	0	0	0	0	0	0	0	0	0	0	0	0	0	5	31	21 to 31	80.0	4	80.0	0	5	0
10/21/2020	18:00	0	0	0	0	4	2	0	0	0	0	0	0	0	0	0	0	0	0	0	6	36	27 to 37	100.0	6	100.0	0	6	0
10/21/2020	19:00	0	0	0	1	2	0	0	0	0	0	0	0	0	0	0	0	0	0	0	3	34	24 to 34	100.0	3	100.0	0	3	0
10/21/2020	20:00	0	1	1	0	0	2	0	0	0	0	0	0	0	0	0	0	0	0	0	4	35	12 to 22	50.0	2	50.0	0	4	0
10/21/2020	21:00	0	1	0	0	0	1	0	0	0	0	0	0	0	0	0	0	0	0	0	2	35	9 to 19	50.0	1	50.0	0	2	0
10/21/2020	22:00	0	0	0	0	0	0	0	1	0	0	0	0	0	0	0	0	0	0	0	1	46	36 to 46	100.0	1	100.0	0	1	0
10/21/2020	23:00	*	*	*	*	*	*	*	*	*	*	*	*	*	*	*	*	*	*	*	*	*	*	*	*	*	*	*	*
24 Hr Summary		1	4	3	7	16	8	0	1	0	0	0	0	0	0	0	0	0	0	0	40	36	25 to 35	62.5	30	75.0	2	37	1

Merged Histogram

Lake Mountain Road

power pole at Hooleys

from Wed-Oct-21-2020-02-00-PM to Tue-Dec-01-2020-03-59-PM

24 Hr Summary	1	5	11	18	31	16	6	6	1	0	0	0	0	0	0	0	0	0	95	39	28 to 38	58.9	72	75.8	0	92	3	
Date	Starting Hr:min	<15	15 to <20	20 to <25	25 to <30	30 to <35	35 to <40	40 to <45	45 to <50	50 to <55	55 to <60	60 to <65	65 to <70	70 to <75	75 to <80	80 to <85	85 to <90	90 to <95	95 to >100	Total Counts	85pct Speed	10MPH Pace	% in pace	# of Speeders	% Speeders	VEH_SM	VEH_MED	VEH_LG
10/23/2020	00:00	*	*	*	*	*	*	*	*	*	*	*	*	*	*	*	*	*	*	*	*	*	*	*	*	*	*	*
10/23/2020	01:00	*	*	*	*	*	*	*	*	*	*	*	*	*	*	*	*	*	*	*	*	*	*	*	*	*	*	*
10/23/2020	02:00	*	*	*	*	*	*	*	*	*	*	*	*	*	*	*	*	*	*	*	*	*	*	*	*	*	*	*
10/23/2020	03:00	*	*	*	*	*	*	*	*	*	*	*	*	*	*	*	*	*	*	*	*	*	*	*	*	*	*	*
10/23/2020	04:00	0	0	0	0	1	0	0	0	0	0	0	0	0	0	0	0	0	0	1	33	23 to 33	100.0	1	100.0	0	0	1
10/23/2020	05:00	*	*	*	*	*	*	*	*	*	*	*	*	*	*	*	*	*	*	*	*	*	*	*	*	*	*	*
10/23/2020	06:00	0	0	0	0	1	1	2	0	2	1	0	0	0	0	0	0	0	0	7	51	33 to 43	57.1	7	100.0	0	2	5
10/23/2020	07:00	0	0	0	1	1	1	0	0	0	0	0	0	0	0	0	0	0	0	3	37	27 to 37	100.0	3	100.0	0	3	0
10/23/2020	08:00	0	0	1	4	1	1	1	0	0	0	0	0	0	0	0	0	0	0	8	38	21 to 31	75.0	7	87.5	0	7	1
10/23/2020	09:00	0	0	2	1	1	1	1	0	0	0	0	0	0	0	0	0	0	0	6	38	21 to 31	66.7	4	66.7	0	6	0
10/23/2020	10:00	1	2	3	3	1	2	0	0	0	0	0	0	0	0	0	0	0	0	12	32	15 to 25	50.0	5	41.7	0	11	1
10/23/2020	11:00	1	0	4	2	3	2	0	0	0	0	0	0	0	0	0	0	0	0	12	33	21 to 31	58.3	6	50.0	0	11	1
10/23/2020	12:00	0	0	2	0	2	0	0	0	0	0	0	0	0	0	0	0	0	0	4	31	22 to 32	100.0	2	50.0	0	4	0
10/23/2020	13:00	0	1	0	0	3	1	0	0	0	0	0	0	0	0	0	0	0	0	5	34	28 to 38	80.0	4	80.0	0	5	0
10/23/2020	14:00	0	0	0	3	3	1	0	0	0	0	0	0	0	0	0	0	0	0	7	34	25 to 35	100.0	6	85.7	0	7	0
10/23/2020	15:00	0	0	0	3	3	0	0	0	0	0	0	0	0	0	0	0	0	0	6	31	24 to 34	100.0	5	83.3	0	5	1
10/23/2020	16:00	0	0	1	1	1	1	3	0	0	0	0	0	0	0	0	0	0	0	7	40	30 to 40	57.1	6	85.7	0	6	1
10/23/2020	17:00	0	1	0	3	0	2	2	0	0	0	0	0	0	0	0	0	0	0	8	40	27 to 37	62.5	7	87.5	0	8	0
10/23/2020	18:00	0	0	0	0	2	0	1	0	0	0	0	0	0	0	0	0	0	0	3	42	24 to 34	66.7	3	100.0	0	3	0
10/23/2020	19:00	0	0	0	1	4	1	0	0	0	0	0	0	0	0	0	0	0	0	6	34	24 to 34	83.3	6	100.0	0	6	0
10/23/2020	20:00	*	*	*	*	*	*	*	*	*	*	*	*	*	*	*	*	*	*	*	*	*	*	*	*	*	*	*
10/23/2020	21:00	1	1	4	0	3	0	0	0	0	0	0	0	0	0	0	0	0	0	9	30	20 to 30	66.7	3	33.3	0	9	0
10/23/2020	22:00	1	0	0	0	0	0	0	0	0	0	0	0	0	0	0	0	0	0	1	13	3 to 13	100.0	*	*	0	1	0

Merged Histogram

Lake Mountain Road

power pole at Hooleys

from Wed-Oct-21-2020-02-00-PM to Tue-Dec-01-2020-03-59-PM

10/23/2020	23:00	*	*	*	*	*	*	*	*	*	*	*	*	*	*	*	*	*	*	*	*	*	*	*	*	*	*	*
24 Hr Summary		4	5	17	22	30	14	10	0	2	1	0	0	0	0	0	0	0	0	105	38	24 to 34	53.3	75	71.4	0	94	11

Page 3

Date	Starting Hr:min	<15	15 to <20	20 to <25	25 to <30	30 to <35	35 to <40	40 to <45	45 to <50	50 to <55	55 to <60	60 to <65	65 to <70	70 to <75	75 to <80	80 to <85	85 to <90	90 to <95	95 to >100	Total Counts	85pct Speed	10MPH Pace	% in pace	# of Speeders	% Speeders	VEH_SM	VEH_MED	VEH_LG
10/24/2020	00:00	0	0	0	0	0	1	1	0	0	0	0	0	0	0	0	0	0	0	2	41	31 to 41	100.0	2	100.0	0	2	0
10/24/2020	01:00	*	*	*	*	*	*	*	*	*	*	*	*	*	*	*	*	*	*	*	*	*	*	*	*	*	*	*
10/24/2020	02:00	0	1	0	0	0	0	0	0	0	0	0	0	0	0	0	0	0	0	1	17	7 to 17	100.0	*	*	0	1	0
10/24/2020	03:00	*	*	*	*	*	*	*	*	*	*	*	*	*	*	*	*	*	*	*	*	*	*	*	*	*	*	*
10/24/2020	04:00	0	0	0	0	1	0	0	0	0	0	0	0	0	0	0	0	0	0	1	34	24 to 34	100.0	1	100.0	0	0	1
10/24/2020	05:00	0	1	0	0	0	0	0	1	1	0	0	0	0	0	0	0	0	0	3	50	40 to 50	66.7	2	66.7	0	2	1
10/24/2020	06:00	0	1	0	1	1	0	0	1	0	0	0	0	0	0	0	0	0	0	4	31	19 to 29	50.0	3	75.0	0	4	0
10/24/2020	07:00	0	1	0	1	0	0	0	0	0	0	0	0	0	0	0	0	0	0	2	26	16 to 26	100.0	1	50.0	0	2	0
10/24/2020	08:00	0	1	2	3	0	0	0	0	0	0	0	0	0	0	0	0	0	0	6	28.5	19 to 29	83.3	3	50.0	0	6	0
10/24/2020	09:00	0	0	0	1	1	3	0	0	0	0	0	0	0	0	0	0	0	0	5	37.5	28 to 38	80.0	5	100.0	0	4	1
10/24/2020	10:00	0	0	0	0	1	1	0	0	1	0	0	0	0	0	0	0	0	0	3	51	25 to 35	66.7	3	100.0	0	2	1
10/24/2020	11:00	0	0	1	1	6	2	2	0	0	0	0	0	0	0	0	0	0	0	12	39	30 to 40	83.3	11	91.7	0	10	2
10/24/2020	12:00	0	1	0	0	3	3	0	1	0	0	0	0	0	0	0	0	0	0	8	38	28 to 38	75.0	7	87.5	0	8	0
10/24/2020	13:00	1	0	0	0	2	1	1	0	0	0	0	0	0	0	0	0	0	0	5	37	31 to 41	80.0	4	80.0	0	5	0
10/24/2020	14:00	1	0	0	0	0	0	1	0	0	0	0	0	0	0	0	0	0	0	2	42	4 to 14	50.0	1	50.0	0	2	0
10/24/2020	15:00	0	0	0	1	2	2	1	0	0	0	0	0	0	0	0	0	0	0	6	36	26 to 36	83.3	6	100.0	0	6	0
10/24/2020	16:00	1	0	2	2	0	1	0	0	0	0	0	0	0	0	0	0	0	0	6	29	19 to 29	66.7	3	50.0	0	5	1
10/24/2020	17:00	0	0	1	3	1	0	0	1	0	0	0	0	0	0	0	0	0	0	6	34	24 to 34	83.3	5	83.3	0	6	0
10/24/2020	18:00	0	0	2	3	0	0	0	0	1	0	0	0	0	0	0	0	0	0	6	28	18 to 28	83.3	3	50.0	0	6	0
10/24/2020	19:00	0	1	1	2	3	1	0	0	0	0	0	0	0	0	0	0	0	0	8	34	24 to 34	62.5	6	75.0	0	7	1
10/24/2020	20:00	0	0	0	1	0	0	0	0	0	0	0	0	0	0	0	0	0	0	1	29	19 to 29	100.0	1	100.0	0	1	0
10/24/2020	21:00	0	0	1	0	2	0	0	0	0	0	0	0	0	0	0	0	0	0	3	33	23 to 33	100.0	2	66.7	0	2	1

Merged Histogram
 Lake Mountain Road
 power pole at Hooleys
 from Wed-Oct-21-2020-02-00-PM to Tue-Dec-01-2020-03-59-PM

10/25/2020	21:00	0	0	0	1	3	0	0	0	0	0	0	0	0	0	0	0	0	0	4	32	24 to 34	100.0	4	100.0	0	4	0
10/25/2020	22:00	*	*	*	*	*	*	*	*	*	*	*	*	*	*	*	*	*	*	*	*	*	*	*	*	*	*	*
10/25/2020	23:00	*	*	*	*	*	*	*	*	*	*	*	*	*	*	*	*	*	*	*	*	*	*	*	*	*	*	*
24 Hr Summary		4	3	6	16	13	8	5	1	0	1	0	0	0	0	0	0	0	0	57	38	24 to 34	52.6	39	68.4	0	55	2

Date	Starting Hr:min	<15	15 to <20	20 to <25	25 to <30	30 to <35	35 to <40	40 to <45	45 to <50	50 to <55	55 to <60	60 to <65	65 to <70	70 to <75	75 to <80	80 to <85	85 to <90	90 to <95	95 to >100	Total Counts	85pct Speed	10MPH Pace	% in pace	# of Speeders	% Speeders	VEH_SM	VEH_MED	VEH_LG
10/26/2020	00:00	*	*	*	*	*	*	*	*	*	*	*	*	*	*	*	*	*	*	*	*	*	*	*	*	*	*	*
10/26/2020	01:00	*	*	*	*	*	*	*	*	*	*	*	*	*	*	*	*	*	*	*	*	*	*	*	*	*	*	*
10/26/2020	02:00	*	*	*	*	*	*	*	*	*	*	*	*	*	*	*	*	*	*	*	*	*	*	*	*	*	*	*
10/26/2020	03:00	*	*	*	*	*	*	*	*	*	*	*	*	*	*	*	*	*	*	*	*	*	*	*	*	*	*	*
10/26/2020	04:00	*	*	*	*	*	*	*	*	*	*	*	*	*	*	*	*	*	*	*	*	*	*	*	*	*	*	*
10/26/2020	05:00	0	0	1	0	0	0	0	1	0	0	0	0	0	0	0	0	0	0	2	46	13 to 23	50.0	1	50.0	0	1	1
10/26/2020	06:00	0	0	0	0	1	0	2	1	1	0	0	0	0	0	0	0	0	0	5	49	39 to 49	60.0	5	100.0	0	2	3
10/26/2020	07:00	0	0	0	1	2	2	0	0	0	0	0	0	0	0	0	0	0	0	5	36	26 to 36	80.0	5	100.0	0	5	0
10/26/2020	08:00	0	0	0	0	2	2	0	0	0	0	0	0	0	0	0	0	0	0	4	34.5	25 to 35	100.0	4	100.0	0	4	0
10/26/2020	09:00	0	0	1	3	3	0	0	0	0	0	0	0	0	0	0	0	0	0	7	32.5	23 to 33	100.0	5	71.4	0	6	1
10/26/2020	10:00	0	1	1	1	2	1	0	0	0	0	0	0	0	0	0	0	0	0	6	32	22 to 32	66.7	4	66.7	0	4	2
10/26/2020	11:00	0	1	2	2	0	1	0	0	0	0	0	0	0	0	0	0	0	0	6	29	19 to 29	66.7	3	50.0	0	6	0
10/26/2020	12:00	0	0	0	1	0	1	0	0	0	0	0	0	0	0	0	0	0	0	2	35	25 to 35	100.0	2	100.0	0	2	0
10/26/2020	13:00	0	2	3	0	1	1	0	0	0	0	0	0	0	0	0	0	0	0	7	34	14 to 24	71.4	2	28.6	0	7	0
10/26/2020	14:00	0	1	0	1	1	2	0	0	0	0	0	0	0	0	0	0	0	0	5	35	25 to 35	60.0	4	80.0	0	5	0
10/26/2020	15:00	1	4	0	3	1	1	1	0	0	0	0	0	0	0	0	0	0	0	11	33	7 to 17	45.5	5	45.5	0	8	3
10/26/2020	16:00	0	0	7	1	3	1	0	1	0	0	0	0	0	0	0	0	0	0	13	34	16 to 26	61.5	6	46.2	0	10	3
10/26/2020	17:00	0	0	0	4	0	2	0	0	0	0	0	0	0	0	0	0	0	0	6	35	25 to 35	83.3	5	83.3	0	6	0
10/26/2020	18:00	0	0	0	5	1	1	0	0	0	0	0	0	0	0	0	0	0	0	7	34	24 to 34	85.7	7	100.0	0	7	0
10/26/2020	19:00	0	0	0	1	1	0	0	0	0	0	0	0	0	0	0	0	0	0	2	30	20 to 30	100.0	2	100.0	0	2	0

Merged Histogram

Lake Mountain Road

power pole at Hooleys

from Wed-Oct-21-2020-02-00-PM to Tue-Dec-01-2020-03-59-PM

10/26/2020	20:00	0	0	1	0	0	0	1	0	0	0	0	0	0	0	0	0	0	0	2	43	10 to 20	50.0	1	50.0	0	2	0
10/26/2020	21:00	0	0	0	0	1	0	0	0	0	0	0	0	0	0	0	0	0	0	1	32	22 to 32	100.0	1	100.0	0	1	0
10/26/2020	22:00	*	*	*	*	*	*	*	*	*	*	*	*	*	*	*	*	*	*	*	*	*	*	*	*	*	*	*
10/26/2020	23:00	0	0	0	1	0	0	0	0	0	0	0	0	0	0	0	0	0	0	1	27	17 to 27	100.0	1	100.0	0	1	0
24 Hr Summary		1	9	16	24	19	15	4	3	1	0	0	0	0	0	0	0	0	0	92	36	25 to 35	53.3	63	68.5	0	79	13

Date	Starting Hr:min	<15	15 to <20	20 to <25	25 to <30	30 to <35	35 to <40	40 to <45	45 to <50	50 to <55	55 to <60	60 to <65	65 to <70	70 to <75	75 to <80	80 to <85	85 to <90	90 to <95	95 to >100	Total Counts	85pct Speed	10MPH Pace	% in pace	# of Speeders	% Speeders	VEH_SM	VEH_MED	VEH_LG
10/27/2020	00:00	*	*	*	*	*	*	*	*	*	*	*	*	*	*	*	*	*	*	*	*	*	*	*	*	*	*	*
10/27/2020	01:00	*	*	*	*	*	*	*	*	*	*	*	*	*	*	*	*	*	*	*	*	*	*	*	*	*	*	*
10/27/2020	02:00	*	*	*	*	*	*	*	*	*	*	*	*	*	*	*	*	*	*	*	*	*	*	*	*	*	*	*
10/27/2020	03:00	*	*	*	*	*	*	*	*	*	*	*	*	*	*	*	*	*	*	*	*	*	*	*	*	*	*	*
10/27/2020	04:00	0	0	0	0	0	1	0	0	0	0	0	0	0	0	0	0	0	0	1	35	25 to 35	100.0	1	100.0	0	1	0
10/27/2020	05:00	0	0	0	1	0	0	0	1	1	0	0	0	0	0	0	0	0	0	3	52	42 to 52	66.7	3	100.0	0	2	1
10/27/2020	06:00	0	0	0	0	2	1	0	1	0	0	0	0	0	0	0	0	0	0	4	37	27 to 37	75.0	4	100.0	0	3	1
10/27/2020	07:00	0	0	0	1	1	0	2	1	0	0	0	0	0	0	0	0	0	0	5	44	39 to 49	60.0	5	100.0	0	3	2
10/27/2020	08:00	0	2	1	2	2	1	0	0	0	0	0	0	0	0	0	0	0	0	8	33	15 to 25	50.0	4	50.0	0	6	2
10/27/2020	09:00	0	0	1	3	4	1	0	1	0	0	0	0	0	0	0	0	0	0	10	34	23 to 33	70.0	9	90.0	0	10	0
10/27/2020	10:00	0	0	2	1	0	0	0	0	0	0	0	0	0	0	0	0	0	0	3	28	18 to 28	100.0	1	33.3	0	2	1
10/27/2020	11:00	0	0	0	5	4	4	0	0	0	0	0	0	0	0	0	0	0	0	13	35.5	26 to 36	92.3	13	100.0	0	13	0
10/27/2020	12:00	0	0	0	2	2	2	0	0	0	0	0	0	0	0	0	0	0	0	6	36.5	27 to 37	100.0	6	100.0	0	6	0
10/27/2020	13:00	0	0	0	2	2	0	1	0	0	0	0	0	0	0	0	0	0	0	5	31	21 to 31	80.0	5	100.0	0	4	1
10/27/2020	14:00	1	2	1	4	3	0	0	0	0	0	0	0	0	0	0	0	0	0	11	30	24 to 34	72.7	7	63.6	0	9	2
10/27/2020	15:00	0	1	3	1	0	1	1	0	0	0	0	0	0	0	0	0	0	0	7	39	17 to 27	71.4	3	42.9	0	6	1
10/27/2020	16:00	0	0	1	2	0	2	1	0	0	0	0	0	0	0	0	0	0	0	6	37	27 to 37	66.7	5	83.3	0	5	1
10/27/2020	17:00	0	1	0	1	3	3	0	0	0	0	0	0	0	0	0	0	0	0	8	38.5	29 to 39	75.0	7	87.5	0	7	1
10/27/2020	18:00	0	0	1	2	0	1	0	0	0	0	0	0	0	0	0	0	0	0	4	29	19 to 29	75.0	3	75.0	0	4	0

Merged Histogram

Lake Mountain Road

power pole at Hooleys

from Wed-Oct-21-2020-02-00-PM to Tue-Dec-01-2020-03-59-PM

10/27/2020	19:00	0	0	0	0	1	1	2	0	0	0	0	0	0	0	0	0	0	0	4	41	33 to 43	100.0	4	100.0	0	4	0
10/27/2020	20:00	*	*	*	*	*	*	*	*	*	*	*	*	*	*	*	*	*	*	*	*	*	*	*	*	*	*	*
10/27/2020	21:00	0	0	0	1	0	0	1	0	0	0	0	0	0	0	0	0	0	0	2	40	17 to 27	50.0	2	100.0	0	2	0
10/27/2020	22:00	*	*	*	*	*	*	*	*	*	*	*	*	*	*	*	*	*	*	*	*	*	*	*	*	*	*	*
10/27/2020	23:00	*	*	*	*	*	*	*	*	*	*	*	*	*	*	*	*	*	*	*	*	*	*	*	*	*	*	*
24 Hr Summary		1	6	10	28	24	18	8	4	1	0	0	0	0	0	0	0	0	0	100	39	27 to 37	58.0	82	82.0	0	87	13

Date	Starting Hr:min	<15	15 to <20	20 to <25	25 to <30	30 to <35	35 to <40	40 to <45	45 to <50	50 to <55	55 to <60	60 to <65	65 to <70	70 to <75	75 to <80	80 to <85	85 to <90	90 to <95	95 to >100	Total Counts	85pct Speed	10MPH Pace	% in pace	# of Speeders	% Speeders	VEH_SM	VEH_MED	VEH_LG
10/28/2020	00:00	*	*	*	*	*	*	*	*	*	*	*	*	*	*	*	*	*	*	*	*	*	*	*	*	*	*	*
10/28/2020	01:00	*	*	*	*	*	*	*	*	*	*	*	*	*	*	*	*	*	*	*	*	*	*	*	*	*	*	*
10/28/2020	02:00	*	*	*	*	*	*	*	*	*	*	*	*	*	*	*	*	*	*	*	*	*	*	*	*	*	*	*
10/28/2020	03:00	*	*	*	*	*	*	*	*	*	*	*	*	*	*	*	*	*	*	*	*	*	*	*	*	*	*	*
10/28/2020	04:00	*	*	*	*	*	*	*	*	*	*	*	*	*	*	*	*	*	*	*	*	*	*	*	*	*	*	*
10/28/2020	05:00	0	0	0	1	0	1	0	0	0	0	0	0	0	0	0	0	0	0	2	37	15 to 25	50.0	1	50.0	0	2	0
10/28/2020	06:00	0	0	0	1	1	0	2	0	0	1	0	0	0	0	0	0	0	0	5	41	20 to 30	40.0	5	100.0	0	4	1
10/28/2020	07:00	0	0	0	0	2	0	0	1	0	0	0	0	0	0	0	0	0	0	3	46	22 to 32	66.7	3	100.0	0	2	1
10/28/2020	08:00	0	0	1	2	4	1	2	0	0	0	0	0	0	0	0	0	0	0	10	38	23 to 33	70.0	9	90.0	0	10	0
10/28/2020	09:00	0	0	3	3	2	1	2	0	0	0	0	0	0	0	0	0	0	0	11	36	22 to 32	63.6	8	72.7	0	10	1
10/28/2020	10:00	0	0	2	1	0	1	1	0	0	0	0	0	0	0	0	0	0	0	5	36	18 to 28	60.0	3	60.0	0	4	1
10/28/2020	11:00	1	0	2	1	1	1	0	0	0	0	0	0	0	0	0	0	0	0	6	33	17 to 27	50.0	3	50.0	0	6	0
10/28/2020	12:00	0	1	3	1	1	0	0	0	0	0	0	0	0	0	0	0	0	0	6	26	16 to 26	83.3	2	33.3	0	6	0
10/28/2020	13:00	0	1	1	1	1	0	0	0	0	0	0	0	0	0	0	0	0	0	4	29	10 to 20	50.0	2	50.0	0	4	0
10/28/2020	14:00	2	0	3	2	2	0	0	0	0	0	0	0	0	0	0	0	0	0	9	31	23 to 33	66.7	4	44.4	0	9	0
10/28/2020	15:00	0	1	0	1	1	0	0	0	0	0	0	0	0	0	0	0	0	0	3	31	17 to 27	66.7	2	66.7	0	3	0
10/28/2020	16:00	0	0	3	0	7	0	1	0	0	0	0	0	0	0	0	0	0	0	11	33	23 to 33	63.6	8	72.7	0	11	0
10/28/2020	17:00	0	2	0	1	1	3	0	0	0	0	0	0	0	0	0	0	0	0	7	37.5	28 to 38	71.4	5	71.4	0	6	1

Merged Histogram
 Lake Mountain Road
 power pole at Hooleys
 from Wed-Oct-21-2020-02-00-PM to Tue-Dec-01-2020-03-59-PM

11/14/2020	01:00	*	*	*	*	*	*	*	*	*	*	*	*	*	*	*	*	*	*	*	*	*	*	*	*	*	*	
11/14/2020	02:00	*	*	*	*	*	*	*	*	*	*	*	*	*	*	*	*	*	*	*	*	*	*	*	*	*	*	
11/14/2020	03:00	*	*	*	*	*	*	*	*	*	*	*	*	*	*	*	*	*	*	*	*	*	*	*	*	*	*	
11/14/2020	04:00	*	*	*	*	*	*	*	*	*	*	*	*	*	*	*	*	*	*	*	*	*	*	*	*	*	*	
11/14/2020	05:00	*	*	*	*	*	*	*	*	*	*	*	*	*	*	*	*	*	*	*	*	*	*	*	*	*	*	
11/14/2020	06:00	*	*	*	*	*	*	*	*	*	*	*	*	*	*	*	*	*	*	*	*	*	*	*	*	*	*	
11/14/2020	07:00	*	*	*	*	*	*	*	*	*	*	*	*	*	*	*	*	*	*	*	*	*	*	*	*	*	*	
11/14/2020	08:00	*	*	*	*	*	*	*	*	*	*	*	*	*	*	*	*	*	*	*	*	*	*	*	*	*	*	
11/14/2020	09:00	*	*	*	*	*	*	*	*	*	*	*	*	*	*	*	*	*	*	*	*	*	*	*	*	*	*	
11/14/2020	10:00	*	*	*	*	*	*	*	*	*	*	*	*	*	*	*	*	*	*	*	*	*	*	*	*	*	*	
11/14/2020	11:00	*	*	*	*	*	*	*	*	*	*	*	*	*	*	*	*	*	*	*	*	*	*	*	*	*	*	
11/14/2020	12:00	*	*	*	*	*	*	*	*	*	*	*	*	*	*	*	*	*	*	*	*	*	*	*	*	*	*	
11/14/2020	13:00	*	*	*	*	*	*	*	*	*	*	*	*	*	*	*	*	*	*	*	*	*	*	*	*	*	*	
11/14/2020	14:00	*	*	*	*	*	*	*	*	*	*	*	*	*	*	*	*	*	*	*	*	*	*	*	*	*	*	
11/14/2020	15:00	*	*	*	*	*	*	*	*	*	*	*	*	*	*	*	*	*	*	*	*	*	*	*	*	*	*	
11/14/2020	16:00	*	*	*	*	*	*	*	*	*	*	*	*	*	*	*	*	*	*	*	*	*	*	*	*	*	*	
11/14/2020	17:00	*	*	*	*	*	*	*	*	*	*	*	*	*	*	*	*	*	*	*	*	*	*	*	*	*	*	
11/14/2020	18:00	*	*	*	*	*	*	*	*	*	*	*	*	*	*	*	*	*	*	*	*	*	*	*	*	*	*	
11/14/2020	19:00	*	*	*	*	*	*	*	*	*	*	*	*	*	*	*	*	*	*	*	*	*	*	*	*	*	*	
11/14/2020	20:00	*	*	*	*	*	*	*	*	*	*	*	*	*	*	*	*	*	*	*	*	*	*	*	*	*	*	
11/14/2020	21:00	*	*	*	*	*	*	*	*	*	*	*	*	*	*	*	*	*	*	*	*	*	*	*	*	*	*	
11/14/2020	22:00	*	*	*	*	*	*	*	*	*	*	*	*	*	*	*	*	*	*	*	*	*	*	*	*	*	*	
11/14/2020	23:00	*	*	*	*	*	*	*	*	*	*	*	*	*	*	*	*	*	*	*	*	*	*	*	*	*	*	
24 Hr Summary		0	0	0	0	0	0	0	0	0	0	0	0	0	0	0	0	0	0	0	1	*	*	*	*	0	0	0

Date	Starting Hr:min	<15	15 to <20	20 to <25	25 to <30	30 to <35	35 to <40	40 to <45	45 to <50	50 to <55	55 to <60	60 to <65	65 to <70	70 to <75	75 to <80	80 to <85	85 to <90	90 to <95	95 to >100	Total Counts	85pct Speed	10MPH Pace	% in pace	# of Speeders	% Speeders	VEH_SM	VEH_MED	VEH_LG
------	-----------------	-----	-----------	-----------	-----------	-----------	-----------	-----------	-----------	-----------	-----------	-----------	-----------	-----------	-----------	-----------	-----------	-----------	------------	--------------	-------------	------------	-----------	---------------	------------	--------	---------	--------

Merged Histogram
 Lake Mountain Road
 power pole at Hooleys
 from Wed-Oct-21-2020-02-00-PM to Tue-Dec-01-2020-03-59-PM

11/15/2020	00:00	*	*	*	*	*	*	*	*	*	*	*	*	*	*	*	*	*	*	*	*	*	*	*	*	*	*	
11/15/2020	01:00	*	*	*	*	*	*	*	*	*	*	*	*	*	*	*	*	*	*	*	*	*	*	*	*	*	*	
11/15/2020	02:00	*	*	*	*	*	*	*	*	*	*	*	*	*	*	*	*	*	*	*	*	*	*	*	*	*	*	
11/15/2020	03:00	*	*	*	*	*	*	*	*	*	*	*	*	*	*	*	*	*	*	*	*	*	*	*	*	*	*	
11/15/2020	04:00	*	*	*	*	*	*	*	*	*	*	*	*	*	*	*	*	*	*	*	*	*	*	*	*	*	*	
11/15/2020	05:00	*	*	*	*	*	*	*	*	*	*	*	*	*	*	*	*	*	*	*	*	*	*	*	*	*	*	
11/15/2020	06:00	*	*	*	*	*	*	*	*	*	*	*	*	*	*	*	*	*	*	*	*	*	*	*	*	*	*	
11/15/2020	07:00	*	*	*	*	*	*	*	*	*	*	*	*	*	*	*	*	*	*	*	*	*	*	*	*	*	*	
11/15/2020	08:00	*	*	*	*	*	*	*	*	*	*	*	*	*	*	*	*	*	*	*	*	*	*	*	*	*	*	
11/15/2020	09:00	*	*	*	*	*	*	*	*	*	*	*	*	*	*	*	*	*	*	*	*	*	*	*	*	*	*	
11/15/2020	10:00	*	*	*	*	*	*	*	*	*	*	*	*	*	*	*	*	*	*	*	*	*	*	*	*	*	*	
11/15/2020	11:00	*	*	*	*	*	*	*	*	*	*	*	*	*	*	*	*	*	*	*	*	*	*	*	*	*	*	
11/15/2020	12:00	*	*	*	*	*	*	*	*	*	*	*	*	*	*	*	*	*	*	*	*	*	*	*	*	*	*	
11/15/2020	13:00	*	*	*	*	*	*	*	*	*	*	*	*	*	*	*	*	*	*	*	*	*	*	*	*	*	*	
11/15/2020	14:00	*	*	*	*	*	*	*	*	*	*	*	*	*	*	*	*	*	*	*	*	*	*	*	*	*	*	
11/15/2020	15:00	*	*	*	*	*	*	*	*	*	*	*	*	*	*	*	*	*	*	*	*	*	*	*	*	*	*	
11/15/2020	16:00	*	*	*	*	*	*	*	*	*	*	*	*	*	*	*	*	*	*	*	*	*	*	*	*	*	*	
11/15/2020	17:00	*	*	*	*	*	*	*	*	*	*	*	*	*	*	*	*	*	*	*	*	*	*	*	*	*	*	
11/15/2020	18:00	*	*	*	*	*	*	*	*	*	*	*	*	*	*	*	*	*	*	*	*	*	*	*	*	*	*	
11/15/2020	19:00	*	*	*	*	*	*	*	*	*	*	*	*	*	*	*	*	*	*	*	*	*	*	*	*	*	*	
11/15/2020	20:00	*	*	*	*	*	*	*	*	*	*	*	*	*	*	*	*	*	*	*	*	*	*	*	*	*	*	
11/15/2020	21:00	*	*	*	*	*	*	*	*	*	*	*	*	*	*	*	*	*	*	*	*	*	*	*	*	*	*	
11/15/2020	22:00	*	*	*	*	*	*	*	*	*	*	*	*	*	*	*	*	*	*	*	*	*	*	*	*	*	*	
11/15/2020	23:00	*	*	*	*	*	*	*	*	*	*	*	*	*	*	*	*	*	*	*	*	*	*	*	*	*	*	
24 Hr Summary		0	0	0	0	0	0	0	0	0	0	0	0	0	0	0	0	0	0	0	1	*	*	*	*	0	0	0

Merged Histogram
 Lake Mountain Road
 power pole at Hooleys
 from Wed-Oct-21-2020-02-00-PM to Tue-Dec-01-2020-03-59-PM

Date	Starting Hr:min	<15	15 to <20	20 to <25	25 to <30	30 to <35	35 to <40	40 to <45	45 to <50	50 to <55	55 to <60	60 to <65	65 to <70	70 to <75	75 to <80	80 to <85	85 to <90	90 to <95	95 to >100	Total Counts	85pct Speed	10MPH Pace	% in pace	# of Speeders	% Speeders	VEH_SM	VEH_MED	VEH_LG	
11/16/2020	00:00	*	*	*	*	*	*	*	*	*	*	*	*	*	*	*	*	*	*	*	*	*	*	*	*	*	*	*	*
11/16/2020	01:00	*	*	*	*	*	*	*	*	*	*	*	*	*	*	*	*	*	*	*	*	*	*	*	*	*	*	*	*
11/16/2020	02:00	*	*	*	*	*	*	*	*	*	*	*	*	*	*	*	*	*	*	*	*	*	*	*	*	*	*	*	*
11/16/2020	03:00	*	*	*	*	*	*	*	*	*	*	*	*	*	*	*	*	*	*	*	*	*	*	*	*	*	*	*	*
11/16/2020	04:00	*	*	*	*	*	*	*	*	*	*	*	*	*	*	*	*	*	*	*	*	*	*	*	*	*	*	*	*
11/16/2020	05:00	*	*	*	*	*	*	*	*	*	*	*	*	*	*	*	*	*	*	*	*	*	*	*	*	*	*	*	*
11/16/2020	06:00	*	*	*	*	*	*	*	*	*	*	*	*	*	*	*	*	*	*	*	*	*	*	*	*	*	*	*	*
11/16/2020	07:00	*	*	*	*	*	*	*	*	*	*	*	*	*	*	*	*	*	*	*	*	*	*	*	*	*	*	*	*
11/16/2020	08:00	*	*	*	*	*	*	*	*	*	*	*	*	*	*	*	*	*	*	*	*	*	*	*	*	*	*	*	*
11/16/2020	09:00	*	*	*	*	*	*	*	*	*	*	*	*	*	*	*	*	*	*	*	*	*	*	*	*	*	*	*	*
11/16/2020	10:00	*	*	*	*	*	*	*	*	*	*	*	*	*	*	*	*	*	*	*	*	*	*	*	*	*	*	*	*
11/16/2020	11:00	*	*	*	*	*	*	*	*	*	*	*	*	*	*	*	*	*	*	*	*	*	*	*	*	*	*	*	*
11/16/2020	12:00	*	*	*	*	*	*	*	*	*	*	*	*	*	*	*	*	*	*	*	*	*	*	*	*	*	*	*	*
11/16/2020	13:00	*	*	*	*	*	*	*	*	*	*	*	*	*	*	*	*	*	*	*	*	*	*	*	*	*	*	*	*
11/16/2020	14:00	*	*	*	*	*	*	*	*	*	*	*	*	*	*	*	*	*	*	*	*	*	*	*	*	*	*	*	*
11/16/2020	15:00	*	*	*	*	*	*	*	*	*	*	*	*	*	*	*	*	*	*	*	*	*	*	*	*	*	*	*	*
11/16/2020	16:00	*	*	*	*	*	*	*	*	*	*	*	*	*	*	*	*	*	*	*	*	*	*	*	*	*	*	*	*
11/16/2020	17:00	*	*	*	*	*	*	*	*	*	*	*	*	*	*	*	*	*	*	*	*	*	*	*	*	*	*	*	*
11/16/2020	18:00	*	*	*	*	*	*	*	*	*	*	*	*	*	*	*	*	*	*	*	*	*	*	*	*	*	*	*	*
11/16/2020	19:00	*	*	*	*	*	*	*	*	*	*	*	*	*	*	*	*	*	*	*	*	*	*	*	*	*	*	*	*
11/16/2020	20:00	*	*	*	*	*	*	*	*	*	*	*	*	*	*	*	*	*	*	*	*	*	*	*	*	*	*	*	*
11/16/2020	21:00	*	*	*	*	*	*	*	*	*	*	*	*	*	*	*	*	*	*	*	*	*	*	*	*	*	*	*	*
11/16/2020	22:00	*	*	*	*	*	*	*	*	*	*	*	*	*	*	*	*	*	*	*	*	*	*	*	*	*	*	*	*
11/16/2020	23:00	*	*	*	*	*	*	*	*	*	*	*	*	*	*	*	*	*	*	*	*	*	*	*	*	*	*	*	*
24 Hr Summary		0	0	0	0	0	0	0	0	0	0	0	0	0	0	0	0	0	0	0	0	1	*	*	*	*	0	0	0

Merged Histogram
 Lake Mountain Road
 power pole at Hooleys
 from Wed-Oct-21-2020-02-00-PM to Tue-Dec-01-2020-03-59-PM

11/22/2020	19:00	*	*	*	*	*	*	*	*	*	*	*	*	*	*	*	*	*	*	*	*	*	*	*	*	*	*	
11/22/2020	20:00	*	*	*	*	*	*	*	*	*	*	*	*	*	*	*	*	*	*	*	*	*	*	*	*	*	*	
11/22/2020	21:00	*	*	*	*	*	*	*	*	*	*	*	*	*	*	*	*	*	*	*	*	*	*	*	*	*	*	
11/22/2020	22:00	*	*	*	*	*	*	*	*	*	*	*	*	*	*	*	*	*	*	*	*	*	*	*	*	*	*	
11/22/2020	23:00	*	*	*	*	*	*	*	*	*	*	*	*	*	*	*	*	*	*	*	*	*	*	*	*	*	*	
24 Hr Summary		0	0	0	0	0	0	0	0	0	0	0	0	0	0	0	0	0	0	0	1	*	*	*	*	0	0	0

Date	Starting Hr:min	<15	15 to <20	20 to <25	25 to <30	30 to <35	35 to <40	40 to <45	45 to <50	50 to <55	55 to <60	60 to <65	65 to <70	70 to <75	75 to <80	80 to <85	85 to <90	90 to <95	95 to >100	Total Counts	85pct Speed	10MPH Pace	% in pace	# of Speeders	% Speeders	VEH_SM	VEH_MED	VEH_LG
11/23/2020	00:00	*	*	*	*	*	*	*	*	*	*	*	*	*	*	*	*	*	*	*	*	*	*	*	*	*	*	*
11/23/2020	01:00	*	*	*	*	*	*	*	*	*	*	*	*	*	*	*	*	*	*	*	*	*	*	*	*	*	*	*
11/23/2020	02:00	*	*	*	*	*	*	*	*	*	*	*	*	*	*	*	*	*	*	*	*	*	*	*	*	*	*	*
11/23/2020	03:00	*	*	*	*	*	*	*	*	*	*	*	*	*	*	*	*	*	*	*	*	*	*	*	*	*	*	*
11/23/2020	04:00	*	*	*	*	*	*	*	*	*	*	*	*	*	*	*	*	*	*	*	*	*	*	*	*	*	*	*
11/23/2020	05:00	*	*	*	*	*	*	*	*	*	*	*	*	*	*	*	*	*	*	*	*	*	*	*	*	*	*	*
11/23/2020	06:00	*	*	*	*	*	*	*	*	*	*	*	*	*	*	*	*	*	*	*	*	*	*	*	*	*	*	*
11/23/2020	07:00	*	*	*	*	*	*	*	*	*	*	*	*	*	*	*	*	*	*	*	*	*	*	*	*	*	*	*
11/23/2020	08:00	*	*	*	*	*	*	*	*	*	*	*	*	*	*	*	*	*	*	*	*	*	*	*	*	*	*	*
11/23/2020	09:00	*	*	*	*	*	*	*	*	*	*	*	*	*	*	*	*	*	*	*	*	*	*	*	*	*	*	*
11/23/2020	10:00	*	*	*	*	*	*	*	*	*	*	*	*	*	*	*	*	*	*	*	*	*	*	*	*	*	*	*
11/23/2020	11:00	*	*	*	*	*	*	*	*	*	*	*	*	*	*	*	*	*	*	*	*	*	*	*	*	*	*	*
11/23/2020	12:00	*	*	*	*	*	*	*	*	*	*	*	*	*	*	*	*	*	*	*	*	*	*	*	*	*	*	*
11/23/2020	13:00	*	*	*	*	*	*	*	*	*	*	*	*	*	*	*	*	*	*	*	*	*	*	*	*	*	*	*
11/23/2020	14:00	0	1	1	5	2	3	0	0	0	0	0	0	0	0	0	0	0	0	12	34.5	25 to 35	75.0	10	83.3	0	12	0
11/23/2020	15:00	0	1	5	1	1	0	0	0	0	0	0	0	0	0	0	0	0	0	8	29	20 to 30	87.5	2	25.0	0	4	4
11/23/2020	16:00	2	1	2	5	5	1	0	0	0	0	0	0	0	0	0	0	0	0	16	33.5	24 to 34	62.5	9	56.3	1	15	0
11/23/2020	17:00	0	0	2	6	1	7	0	0	0	0	0	0	0	0	0	0	0	0	16	37.5	25 to 35	62.5	12	75.0	0	16	0

Merged Histogram

Lake Mountain Road

power pole at Hooleys

from Wed-Oct-21-2020-02-00-PM to Tue-Dec-01-2020-03-59-PM

11/23/2020	18:00	0	0	1	1	3	2	0	0	0	0	0	0	0	0	0	0	0	0	7	35	29 to 39	85.7	6	85.7	1	6	0
11/23/2020	19:00	0	0	1	1	2	0	0	0	0	0	0	0	0	0	0	0	0	0	4	30	20 to 30	75.0	3	75.0	0	4	0
11/23/2020	20:00	0	0	1	1	0	2	0	0	0	0	0	0	0	0	0	0	0	0	4	35	17 to 27	50.0	3	75.0	0	4	0
11/23/2020	21:00	0	1	2	0	0	2	0	0	0	0	0	0	0	0	0	0	0	0	5	35	13 to 23	60.0	2	40.0	0	5	0
11/23/2020	22:00	0	2	0	0	0	0	0	0	0	0	0	0	0	0	0	0	0	0	2	18	8 to 18	100.0	*	*	0	2	0
11/23/2020	23:00	0	0	0	0	0	1	0	0	0	0	0	0	0	0	0	0	0	0	1	37	27 to 37	100.0	1	100.0	0	1	0
24 Hr Summary		2	6	15	20	14	18	0	0	0	0	0	0	0	0	0	0	0	0	75	35	25 to 35	56.0	48	64.0	2	69	4

Date	Starting Hr:min	<15	15 to <20	20 to <25	25 to <30	30 to <35	35 to <40	40 to <45	45 to <50	50 to <55	55 to <60	60 to <65	65 to <70	70 to <75	75 to <80	80 to <85	85 to <90	90 to <95	95 to >100	Total Counts	85pct Speed	10MPH Pace	% in pace	# of Speeders	% Speeders	VEH_SM	VEH_MED	VEH_LG	
11/24/2020	00:00	*	*	*	*	*	*	*	*	*	*	*	*	*	*	*	*	*	*	*	*	*	*	*	*	*	*	*	*
11/24/2020	01:00	*	*	*	*	*	*	*	*	*	*	*	*	*	*	*	*	*	*	*	*	*	*	*	*	*	*	*	*
11/24/2020	02:00	*	*	*	*	*	*	*	*	*	*	*	*	*	*	*	*	*	*	*	*	*	*	*	*	*	*	*	*
11/24/2020	03:00	*	*	*	*	*	*	*	*	*	*	*	*	*	*	*	*	*	*	*	*	*	*	*	*	*	*	*	*
11/24/2020	04:00	*	*	*	*	*	*	*	*	*	*	*	*	*	*	*	*	*	*	*	*	*	*	*	*	*	*	*	*
11/24/2020	05:00	0	0	0	0	0	0	0	1	0	0	0	0	0	0	0	0	0	0	1	46	36 to 46	100.0	1	100.0	0	1	0	
11/24/2020	06:00	0	0	1	0	1	3	2	2	0	0	0	0	0	0	0	0	0	0	9	48.5	31 to 41	55.6	8	88.9	0	8	1	
11/24/2020	07:00	0	0	0	0	1	1	0	2	0	0	0	0	0	0	0	0	0	0	4	45	27 to 37	50.0	4	100.0	0	4	0	
11/24/2020	08:00	0	0	1	3	3	1	0	0	0	0	0	0	0	0	0	0	0	0	8	33	23 to 33	87.5	7	87.5	0	8	0	
11/24/2020	09:00	2	1	1	4	2	4	0	1	0	0	0	0	0	0	0	0	0	0	15	35	25 to 35	60.0	11	73.3	0	15	0	
11/24/2020	10:00	2	0	0	5	4	2	1	0	0	0	0	0	0	0	0	0	0	0	14	35	25 to 35	71.4	10	71.4	0	11	3	
11/24/2020	11:00	3	0	2	3	1	1	0	0	0	0	0	0	0	0	0	0	0	0	10	29	19 to 29	50.0	3	30.0	0	9	1	
11/24/2020	12:00	1	1	2	1	2	1	0	0	0	0	0	0	0	0	0	0	0	0	8	31	15 to 25	50.0	3	37.5	0	8	0	
11/24/2020	13:00	3	2	3	6	2	0	0	0	0	0	0	0	0	0	0	0	0	0	16	29	19 to 29	62.5	7	43.8	1	13	2	
11/24/2020	14:00	0	2	2	2	1	1	0	0	0	0	0	0	0	0	0	0	0	0	8	31	16 to 26	62.5	4	50.0	0	8	0	
11/24/2020	15:00	0	0	0	1	4	1	0	0	0	0	0	0	0	0	0	0	0	0	6	32	22 to 32	83.3	6	100.0	0	6	0	
11/24/2020	16:00	0	1	2	6	6	1	1	0	0	0	0	0	0	0	0	0	0	0	17	32.5	25 to 35	76.5	13	76.5	0	15	2	

Merged Histogram

Lake Mountain Road

power pole at Hooleys

from Wed-Oct-21-2020-02-00-PM to Tue-Dec-01-2020-03-59-PM

11/24/2020	17:00	0	1	1	7	6	1	3	0	0	0	0	0	0	0	0	0	0	0	19	36	26 to 36	73.7	17	89.5	0	18	1
11/24/2020	18:00	0	0	1	2	0	1	0	0	0	0	0	0	0	0	0	0	0	0	4	29	19 to 29	75.0	3	75.0	0	4	0
11/24/2020	19:00	0	0	1	2	2	2	0	0	0	0	0	0	0	0	0	0	0	0	7	34.5	25 to 35	85.7	5	71.4	0	7	0
11/24/2020	20:00	0	0	1	1	2	1	3	0	0	0	0	0	0	0	0	0	0	0	8	41	27 to 37	50.0	7	87.5	0	7	1
11/24/2020	21:00	0	0	2	3	0	1	0	0	0	0	0	0	0	0	0	0	0	0	6	27	17 to 27	83.3	3	50.0	0	6	0
11/24/2020	22:00	0	0	0	1	0	1	0	0	0	0	0	0	0	0	0	0	0	0	2	35	25 to 35	100.0	2	100.0	0	2	0
11/24/2020	23:00	*	*	*	*	*	*	*	*	*	*	*	*	*	*	*	*	*	*	*	*	*	*	*	*	*	*	*
24 Hr Summary		11	8	20	47	37	23	10	6	0	0	0	0	0	0	0	0	0	0	162	37	25 to 35	58.6	114	70.4	1	150	11

Date	Starting Hr:min	<15	15 to <20	20 to <25	25 to <30	30 to <35	35 to <40	40 to <45	45 to <50	50 to <55	55 to <60	60 to <65	65 to <70	70 to <75	75 to <80	80 to <85	85 to <90	90 to <95	95 to >100	Total Counts	85pct Speed	10MPH Pace	% in pace	# of Speeders	% Speeders	VEH_SM	VEH_MED	VEH_LG
11/25/2020	00:00	*	*	*	*	*	*	*	*	*	*	*	*	*	*	*	*	*	*	*	*	*	*	*	*	*	*	*
11/25/2020	01:00	*	*	*	*	*	*	*	*	*	*	*	*	*	*	*	*	*	*	*	*	*	*	*	*	*	*	*
11/25/2020	02:00	*	*	*	*	*	*	*	*	*	*	*	*	*	*	*	*	*	*	*	*	*	*	*	*	*	*	*
11/25/2020	03:00	0	0	1	0	0	0	0	0	0	0	0	0	0	0	0	0	0	0	1	21	11 to 21	100.0	*	*	0	1	0
11/25/2020	04:00	*	*	*	*	*	*	*	*	*	*	*	*	*	*	*	*	*	*	*	*	*	*	*	*	*	*	*
11/25/2020	05:00	0	0	0	0	0	0	1	1	0	0	0	0	0	0	0	0	0	0	2	47	37 to 47	100.0	2	100.0	0	2	0
11/25/2020	06:00	0	0	0	0	2	0	2	3	0	0	0	0	0	0	0	0	0	0	7	47.5	38 to 48	71.4	7	100.0	0	4	3
11/25/2020	07:00	0	0	0	2	0	1	0	0	0	0	0	0	0	0	0	0	0	0	3	39	17 to 27	66.7	3	100.0	0	3	0
11/25/2020	08:00	0	1	1	0	1	0	0	0	0	0	0	0	0	0	0	0	0	0	3	33	10 to 20	66.7	1	33.3	0	3	0
11/25/2020	09:00	0	1	0	2	2	1	0	0	0	0	0	0	0	0	0	0	0	0	6	33	26 to 36	83.3	5	83.3	0	5	1
11/25/2020	10:00	0	0	2	3	3	0	0	0	0	0	0	0	0	0	0	0	0	0	8	32	23 to 33	100.0	5	62.5	0	8	0
11/25/2020	11:00	1	2	1	1	0	0	0	0	0	0	0	0	0	0	0	0	0	0	5	21	11 to 21	80.0	*	*	0	5	0
11/25/2020	12:00	0	5	3	1	1	0	0	0	0	0	0	0	0	0	0	0	0	0	10	22	16 to 26	90.0	2	20.0	0	10	0
11/25/2020	13:00	0	1	3	1	2	1	0	0	0	0	0	0	0	0	0	0	0	0	8	32	16 to 26	62.5	4	50.0	0	7	1
11/25/2020	14:00	1	5	3	5	1	0	0	0	0	0	0	0	0	0	0	0	0	0	15	28	15 to 25	60.0	5	33.3	0	15	0
11/25/2020	15:00	1	0	3	1	5	1	0	0	0	0	0	0	0	0	0	0	0	0	11	33	23 to 33	72.7	7	63.6	0	9	2

Merged Histogram

Lake Mountain Road

power pole at Hooleys

from Wed-Oct-21-2020-02-00-PM to Tue-Dec-01-2020-03-59-PM

11/25/2020	16:00	0	0	5	2	6	5	1	1	0	0	0	0	0	0	0	0	0	0	20	38	29 to 39	65.0	15	75.0	0	20	0
11/25/2020	17:00	0	0	6	4	3	1	1	0	0	0	0	0	0	0	0	0	0	0	15	34	21 to 31	73.3	9	60.0	0	13	2
11/25/2020	18:00	0	0	0	0	1	1	0	0	0	0	0	0	0	0	0	0	0	0	2	39	29 to 39	100.0	2	100.0	0	2	0
11/25/2020	19:00	0	0	0	1	2	3	0	1	0	0	0	0	0	0	0	0	0	0	7	38	28 to 38	71.4	7	100.0	0	7	0
11/25/2020	20:00	0	0	3	2	2	1	1	0	0	0	0	0	0	0	0	0	0	0	9	35	20 to 30	66.7	5	55.6	0	8	1
11/25/2020	21:00	0	0	0	0	1	2	1	0	0	0	0	0	0	0	0	0	0	0	4	38	28 to 38	75.0	4	100.0	0	4	0
11/25/2020	22:00	0	1	0	0	0	0	0	0	0	0	0	0	0	0	0	0	0	0	1	17	7 to 17	100.0	*	*	0	1	0
11/25/2020	23:00	1	0	2	0	0	0	0	0	0	0	0	0	0	0	0	0	0	0	3	24	13 to 23	66.7	*	*	0	3	0
24 Hr Summary		4	16	33	25	32	17	7	6	0	0	0	0	0	0	0	0	0	0	140	37	23 to 33	48.6	83	59.3	0	130	10

Date	Starting Hr:min	<15	15 to <20	20 to <25	25 to <30	30 to <35	35 to <40	40 to <45	45 to <50	50 to <55	55 to <60	60 to <65	65 to <70	70 to <75	75 to <80	80 to <85	85 to <90	90 to <95	95 to >100	Total Counts	85pct Speed	10MPH Pace	% in pace	# of Speeders	% Speeders	VEH_SM	VEH_MED	VEH_LG	
11/26/2020	00:00	0	1	0	0	0	0	1	0	0	0	0	0	0	0	0	0	0	0	2	41	7 to 17	50.0	1	50.0	0	2	0	
11/26/2020	01:00	*	*	*	*	*	*	*	*	*	*	*	*	*	*	*	*	*	*	*	*	*	*	*	*	*	*	*	*
11/26/2020	02:00	*	*	*	*	*	*	*	*	*	*	*	*	*	*	*	*	*	*	*	*	*	*	*	*	*	*	*	*
11/26/2020	03:00	*	*	*	*	*	*	*	*	*	*	*	*	*	*	*	*	*	*	*	*	*	*	*	*	*	*	*	*
11/26/2020	04:00	*	*	*	*	*	*	*	*	*	*	*	*	*	*	*	*	*	*	*	*	*	*	*	*	*	*	*	*
11/26/2020	05:00	0	1	0	0	0	0	0	0	0	0	0	0	0	0	0	0	0	0	1	15	5 to 15	100.0	*	*	0	1	0	
11/26/2020	06:00	*	*	*	*	*	*	*	*	*	*	*	*	*	*	*	*	*	*	*	*	*	*	*	*	*	*	*	*
11/26/2020	07:00	0	0	2	0	0	1	0	0	0	0	0	0	0	0	0	0	0	0	3	39	14 to 24	66.7	1	33.3	0	2	1	
11/26/2020	08:00	0	1	0	2	1	0	3	0	0	0	0	0	0	0	0	0	0	0	7	41.5	32 to 42	57.1	6	85.7	0	7	0	
11/26/2020	09:00	0	0	0	1	1	3	0	0	0	0	0	0	0	0	0	0	0	0	5	36	26 to 36	80.0	5	100.0	0	4	1	
11/26/2020	10:00	0	0	1	1	2	0	0	0	0	0	0	0	0	0	0	0	0	0	4	31	24 to 34	100.0	3	75.0	0	4	0	
11/26/2020	11:00	0	1	0	2	0	2	0	0	0	0	0	0	0	0	0	0	0	0	5	36	26 to 36	60.0	4	80.0	0	5	0	
11/26/2020	12:00	0	2	1	3	1	0	0	0	0	0	0	0	0	0	0	0	0	0	7	29	19 to 29	71.4	4	57.1	0	6	1	
11/26/2020	13:00	0	0	2	1	3	4	1	0	0	0	0	0	0	0	0	0	0	0	11	36.5	27 to 37	72.7	9	81.8	0	11	0	
11/26/2020	14:00	0	5	1	2	0	0	0	1	0	0	0	0	0	0	0	0	0	0	9	28	10 to 20	66.7	3	33.3	0	9	0	

Merged Histogram

Lake Mountain Road

power pole at Hooleys

from Wed-Oct-21-2020-02-00-PM to Tue-Dec-01-2020-03-59-PM

11/26/2020	15:00	0	0	0	1	2	1	1	0	0	0	0	0	0	0	0	0	0	0	5	38	28 to 38	80.0	5	100.0	0	5	0
11/26/2020	16:00	0	0	0	4	0	0	0	0	0	0	0	0	0	0	0	0	0	0	4	28	19 to 29	100.0	3	75.0	0	4	0
11/26/2020	17:00	0	1	3	2	1	1	0	0	0	0	0	0	0	0	0	0	0	0	8	32	18 to 28	62.5	4	50.0	0	7	1
11/26/2020	18:00	0	0	0	1	1	2	1	0	0	0	0	0	0	0	0	0	0	0	5	36	26 to 36	80.0	5	100.0	0	5	0
11/26/2020	19:00	1	1	0	0	0	0	0	0	0	0	0	0	0	0	0	0	0	0	2	16	6 to 16	100.0	*	*	0	2	0
11/26/2020	20:00	0	1	0	2	0	0	0	0	0	0	0	0	0	0	0	0	0	0	3	28	18 to 28	100.0	2	66.7	0	3	0
11/26/2020	21:00	0	0	1	4	1	1	1	0	0	0	0	0	0	0	0	0	0	0	8	35	20 to 30	75.0	6	75.0	0	8	0
11/26/2020	22:00	0	0	0	0	1	0	0	0	0	0	0	0	0	0	0	0	0	0	1	33	23 to 33	100.0	1	100.0	0	1	0
11/26/2020	23:00	*	*	*	*	*	*	*	*	*	*	*	*	*	*	*	*	*	*	*	*	*	*	*	*	*	*	*
24 Hr Summary		1	14	11	26	14	15	8	1	0	0	0	0	0	0	0	0	0	0	90	37	26 to 36	52.2	62	68.9	0	86	4

Date	Starting Hr:min	<15	15 to <20	20 to <25	25 to <30	30 to <35	35 to <40	40 to <45	45 to <50	50 to <55	55 to <60	60 to <65	65 to <70	70 to <75	75 to <80	80 to <85	85 to <90	90 to <95	95 to >100	Total Counts	85pct Speed	10MPH Pace	% in pace	# of Speeders	% Speeders	VEH_SM	VEH_MED	VEH_LG
11/27/2020	00:00	0	0	0	0	0	1	0	0	0	0	0	0	0	0	0	0	0	0	1	35	25 to 35	100.0	1	100.0	0	1	0
11/27/2020	01:00	*	*	*	*	*	*	*	*	*	*	*	*	*	*	*	*	*	*	*	*	*	*	*	*	*	*	*
11/27/2020	02:00	*	*	*	*	*	*	*	*	*	*	*	*	*	*	*	*	*	*	*	*	*	*	*	*	*	*	*
11/27/2020	03:00	0	0	0	0	1	1	0	0	0	0	0	0	0	0	0	0	0	0	2	37	27 to 37	100.0	2	100.0	0	2	0
11/27/2020	04:00	0	0	0	0	1	0	0	0	0	0	0	0	0	0	0	0	0	0	1	32	22 to 32	100.0	1	100.0	0	1	0
11/27/2020	05:00	*	*	*	*	*	*	*	*	*	*	*	*	*	*	*	*	*	*	*	*	*	*	*	*	*	*	*
11/27/2020	06:00	0	0	0	0	0	1	0	1	0	0	0	0	0	0	0	0	0	0	2	49	26 to 36	50.0	2	100.0	0	1	1
11/27/2020	07:00	0	0	0	0	0	1	0	0	0	0	0	0	0	0	0	0	0	0	1	36	26 to 36	100.0	1	100.0	0	1	0
11/27/2020	08:00	0	0	0	0	1	0	0	0	0	0	0	0	0	0	0	0	0	0	1	31	21 to 31	100.0	1	100.0	0	1	0
11/27/2020	09:00	0	1	0	1	0	0	0	0	0	0	0	0	0	0	0	0	0	0	2	29	7 to 17	50.0	1	50.0	0	2	0
11/27/2020	10:00	0	2	0	2	4	1	1	0	0	0	0	0	0	0	0	0	0	0	10	33	26 to 36	70.0	8	80.0	0	8	2
11/27/2020	11:00	0	2	1	4	3	0	0	1	0	0	0	0	0	0	0	0	0	0	11	32	23 to 33	72.7	7	63.6	0	10	1
11/27/2020	12:00	0	1	4	3	3	0	1	0	0	0	0	0	0	0	0	0	0	0	12	33	18 to 28	66.7	6	50.0	0	11	1
11/27/2020	13:00	1	2	3	1	1	4	1	0	0	0	0	0	0	0	0	0	0	0	13	36	16 to 26	46.2	7	53.8	0	13	0

Merged Histogram

Lake Mountain Road

power pole at Hooleys

from Wed-Oct-21-2020-02-00-PM to Tue-Dec-01-2020-03-59-PM

11/27/2020	14:00	0	3	2	8	3	1	3	0	0	0	0	0	0	0	0	0	0	0	20	36	23 to 33	60.0	14	70.0	0	19	1
11/27/2020	15:00	0	2	5	3	2	1	0	0	0	0	0	0	0	0	0	0	0	0	13	32	19 to 29	76.9	4	30.8	0	12	1
11/27/2020	16:00	0	2	1	3	1	2	2	0	0	0	0	0	0	0	0	0	0	0	11	35	25 to 35	54.5	8	72.7	0	10	1
11/27/2020	17:00	0	0	6	3	6	3	0	0	0	0	0	0	0	0	0	0	0	0	18	33	23 to 33	72.2	11	61.1	0	17	1
11/27/2020	18:00	0	0	0	1	1	2	1	0	0	0	0	0	0	0	0	0	0	0	5	36	26 to 36	80.0	5	100.0	0	4	1
11/27/2020	19:00	0	0	0	0	0	0	1	0	0	0	0	0	0	0	0	0	0	0	1	41	31 to 41	100.0	1	100.0	0	1	0
11/27/2020	20:00	*	*	*	*	*	*	*	*	*	*	*	*	*	*	*	*	*	*	*	*	*	*	*	*	*	*	*
11/27/2020	21:00	0	0	0	1	4	1	1	0	0	0	0	0	0	0	0	0	0	0	7	37	27 to 37	85.7	7	100.0	0	7	0
11/27/2020	22:00	0	0	0	0	1	0	0	0	0	0	0	0	0	0	0	0	0	0	1	30	20 to 30	100.0	1	100.0	0	1	0
11/27/2020	23:00	0	0	0	0	1	1	1	0	0	0	0	0	0	0	0	0	0	0	3	42	32 to 42	100.0	3	100.0	0	3	0
24 Hr Summary		1	15	22	30	33	20	12	2	0	0	0	0	0	0	0	0	0	0	135	36	27 to 37	53.3	91	67.4	0	125	10

Date	Starting Hr:min	<15	15 to <20	20 to <25	25 to <30	30 to <35	35 to <40	40 to <45	45 to <50	50 to <55	55 to <60	60 to <65	65 to <70	70 to <75	75 to <80	80 to <85	85 to <90	90 to <95	95 to >100	Total Counts	85pct Speed	10MPH Pace	% in pace	# of Speeders	% Speeders	VEH_SM	VEH_MED	VEH_LG
11/28/2020	00:00	0	0	0	0	1	0	0	0	0	0	0	0	0	0	0	0	0	0	1	30	20 to 30	100.0	1	100.0	0	1	0
11/28/2020	01:00	1	0	0	0	2	0	0	0	0	0	0	0	0	0	0	0	0	0	3	30	20 to 30	66.7	2	66.7	0	3	0
11/28/2020	02:00	*	*	*	*	*	*	*	*	*	*	*	*	*	*	*	*	*	*	*	*	*	*	*	*	*	*	*
11/28/2020	03:00	*	*	*	*	*	*	*	*	*	*	*	*	*	*	*	*	*	*	*	*	*	*	*	*	*	*	*
11/28/2020	04:00	*	*	*	*	*	*	*	*	*	*	*	*	*	*	*	*	*	*	*	*	*	*	*	*	*	*	*
11/28/2020	05:00	*	*	*	*	*	*	*	*	*	*	*	*	*	*	*	*	*	*	*	*	*	*	*	*	*	*	*
11/28/2020	06:00	0	0	0	0	0	1	0	0	0	0	0	0	0	0	0	0	0	0	1	35	25 to 35	100.0	1	100.0	0	1	0
11/28/2020	07:00	0	0	1	0	1	0	1	0	0	0	0	0	0	0	0	0	0	0	3	43	24 to 34	66.7	2	66.7	0	3	0
11/28/2020	08:00	0	0	0	1	0	2	0	0	0	0	0	0	0	0	0	0	0	0	3	39	27 to 37	66.7	3	100.0	0	3	0
11/28/2020	09:00	0	0	0	1	0	1	1	0	0	0	0	0	0	0	0	0	0	0	3	42	27 to 37	66.7	3	100.0	0	3	0
11/28/2020	10:00	0	1	2	2	2	0	2	0	0	0	0	0	0	0	0	0	0	0	9	40.5	16 to 26	44.4	6	66.7	0	8	1
11/28/2020	11:00	1	3	0	3	0	2	2	0	0	0	0	0	0	0	0	0	0	0	11	37	8 to 18	36.4	6	54.5	0	10	1
11/28/2020	12:00	2	2	0	4	1	2	2	0	0	0	0	0	0	0	0	0	0	0	13	37	26 to 36	46.2	9	69.2	0	13	0

Merged Histogram

Lake Mountain Road

power pole at Hooleys

from Wed-Oct-21-2020-02-00-PM to Tue-Dec-01-2020-03-59-PM

11/28/2020	13:00	1	1	3	1	2	1	2	0	0	0	0	0	0	0	0	0	0	0	0	11	38	15 to 25	45.5	5	45.5	0	10	1
11/28/2020	14:00	0	1	1	3	2	2	1	0	0	0	0	0	0	0	0	0	0	0	0	10	35	21 to 31	60.0	7	70.0	0	9	1
11/28/2020	15:00	1	1	3	5	4	1	1	0	0	0	0	0	0	0	0	0	0	0	0	16	33	25 to 35	62.5	9	56.3	0	15	1
11/28/2020	16:00	0	2	2	2	4	3	0	1	1	0	0	0	0	0	0	0	0	0	0	15	38	24 to 34	46.7	10	66.7	0	15	0
11/28/2020	17:00	0	2	2	5	4	2	1	0	0	0	0	0	0	0	0	0	0	0	0	16	35	25 to 35	62.5	11	68.8	0	15	1
11/28/2020	18:00	0	2	1	3	1	0	0	0	0	0	0	0	0	0	0	0	0	0	0	7	29	22 to 32	71.4	4	57.1	0	7	0
11/28/2020	19:00	0	1	1	0	1	0	1	0	2	0	0	0	0	0	0	0	0	0	0	6	50	13 to 23	33.3	4	66.7	0	6	0
11/28/2020	20:00	*	*	*	*	*	*	*	*	*	*	*	*	*	*	*	*	*	*	*	*	*	*	*	*	*	*	*	*
11/28/2020	21:00	0	0	0	0	1	0	0	0	0	0	0	0	0	0	0	0	0	0	0	1	33	23 to 33	100.0	1	100.0	0	1	0
11/28/2020	22:00	0	0	0	2	1	1	1	0	0	1	0	0	0	0	0	0	0	0	0	6	41	24 to 34	50.0	6	100.0	0	6	0
11/28/2020	23:00	0	0	0	0	0	0	2	0	0	0	0	0	0	0	0	0	0	0	0	2	43	33 to 43	100.0	2	100.0	0	2	0
24 Hr Summary		6	16	16	32	27	18	17	1	3	1	0	0	0	0	0	0	0	0	0	137	40	24 to 34	46.0	92	67.2	0	131	6

Date	Starting Hr:min	<15	15 to <20	20 to <25	25 to <30	30 to <35	35 to <40	40 to <45	45 to <50	50 to <55	55 to <60	60 to <65	65 to <70	70 to <75	75 to <80	80 to <85	85 to <90	90 to <95	95 to >100	Total Counts	85pct Speed	10MPH Pace	% in pace	# of Speeders	% Speeders	VEH_SM	VEH_MED	VEH_LG	
11/29/2020	00:00	*	*	*	*	*	*	*	*	*	*	*	*	*	*	*	*	*	*	*	*	*	*	*	*	*	*	*	
11/29/2020	01:00	*	*	*	*	*	*	*	*	*	*	*	*	*	*	*	*	*	*	*	*	*	*	*	*	*	*	*	
11/29/2020	02:00	*	*	*	*	*	*	*	*	*	*	*	*	*	*	*	*	*	*	*	*	*	*	*	*	*	*	*	
11/29/2020	03:00	*	*	*	*	*	*	*	*	*	*	*	*	*	*	*	*	*	*	*	*	*	*	*	*	*	*	*	
11/29/2020	04:00	*	*	*	*	*	*	*	*	*	*	*	*	*	*	*	*	*	*	*	*	*	*	*	*	*	*	*	
11/29/2020	05:00	*	*	*	*	*	*	*	*	*	*	*	*	*	*	*	*	*	*	*	*	*	*	*	*	*	*	*	
11/29/2020	06:00	*	*	*	*	*	*	*	*	*	*	*	*	*	*	*	*	*	*	*	*	*	*	*	*	*	*	*	
11/29/2020	07:00	0	0	1	0	1	0	0	0	0	0	0	0	0	0	0	0	0	0	0	2	32	22 to 32	100.0	1	50.0	0	1	1
11/29/2020	08:00	1	0	1	0	0	0	0	0	0	0	0	0	0	0	0	0	0	0	0	2	23	13 to 23	100.0	*	*	0	2	0
11/29/2020	09:00	0	1	0	3	1	1	0	0	0	0	0	0	0	0	0	0	0	0	0	6	32	16 to 26	66.7	5	83.3	0	6	0
11/29/2020	10:00	0	0	0	2	1	1	0	1	0	0	0	0	0	0	0	0	0	0	0	5	35	25 to 35	80.0	5	100.0	0	5	0
11/29/2020	11:00	0	0	0	3	4	4	0	0	0	0	0	0	0	0	0	0	0	0	0	11	36	29 to 39	90.9	10	90.9	0	11	0

Merged Histogram

Lake Mountain Road

power pole at Hooleys

from Wed-Oct-21-2020-02-00-PM to Tue-Dec-01-2020-03-59-PM

11/29/2020	12:00	0	0	2	0	5	2	0	0	0	0	0	0	0	0	0	0	0	0	9	38	29 to 39	77.8	7	77.8	0	9	0
11/29/2020	13:00	1	0	1	3	4	1	0	1	0	0	0	0	0	0	0	0	0	0	11	34	25 to 35	72.7	9	81.8	0	11	0
11/29/2020	14:00	0	3	1	7	2	0	0	1	0	0	0	0	0	0	0	0	0	0	14	30.5	21 to 31	71.4	9	64.3	0	13	1
11/29/2020	15:00	1	1	0	2	2	1	0	0	0	0	0	0	0	0	0	0	0	0	7	31	21 to 31	57.1	4	57.1	0	7	0
11/29/2020	16:00	1	1	5	1	3	3	0	0	0	0	0	0	0	0	0	0	0	0	14	35.5	27 to 37	50.0	7	50.0	0	13	1
11/29/2020	17:00	0	0	4	4	2	2	1	0	0	0	0	0	0	0	0	0	0	0	13	36	20 to 30	69.2	9	69.2	0	13	0
11/29/2020	18:00	0	0	1	2	0	1	0	0	0	0	0	0	0	0	0	0	0	0	4	26	16 to 26	75.0	3	75.0	0	4	0
11/29/2020	19:00	0	0	1	1	2	0	0	0	0	0	0	0	0	0	0	0	0	0	4	30	20 to 30	75.0	3	75.0	0	3	1
11/29/2020	20:00	0	0	0	0	2	0	1	0	0	0	0	0	0	0	0	0	0	0	3	42	21 to 31	66.7	3	100.0	0	3	0
11/29/2020	21:00	0	0	0	0	0	1	0	0	0	0	0	0	0	0	0	0	0	0	1	38	28 to 38	100.0	1	100.0	0	1	0
11/29/2020	22:00	*	*	*	*	*	*	*	*	*	*	*	*	*	*	*	*	*	*	*	*	*	*	*	*	*	*	*
11/29/2020	23:00	0	0	0	0	1	1	0	0	0	0	0	0	0	0	0	0	0	0	2	38	28 to 38	100.0	2	100.0	0	2	0
24 Hr Summary		4	6	17	28	30	18	2	3	0	0	0	0	0	0	0	0	0	0	108	36	26 to 36	59.3	78	72.2	0	104	4

Date	Starting Hr:min	<15	15 to <20	20 to <25	25 to <30	30 to <35	35 to <40	40 to <45	45 to <50	50 to <55	55 to <60	60 to <65	65 to <70	70 to <75	75 to <80	80 to <85	85 to <90	90 to <95	95 to >100	Total Counts	85pct Speed	10MPH Pace	% in pace	# of Speeders	% Speeders	VEH_SM	VEH_MED	VEH_LG
11/30/2020	00:00	0	0	2	0	1	1	0	0	0	0	0	0	0	0	0	0	0	0	4	33	14 to 24	50.0	2	50.0	0	4	0
11/30/2020	01:00	*	*	*	*	*	*	*	*	*	*	*	*	*	*	*	*	*	*	*	*	*	*	*	*	*	*	*
11/30/2020	02:00	*	*	*	*	*	*	*	*	*	*	*	*	*	*	*	*	*	*	*	*	*	*	*	*	*	*	*
11/30/2020	03:00	*	*	*	*	*	*	*	*	*	*	*	*	*	*	*	*	*	*	*	*	*	*	*	*	*	*	*
11/30/2020	04:00	*	*	*	*	*	*	*	*	*	*	*	*	*	*	*	*	*	*	*	*	*	*	*	*	*	*	*
11/30/2020	05:00	0	0	0	0	0	1	2	0	0	0	0	0	0	0	0	0	0	0	3	44	34 to 44	100.0	3	100.0	0	3	0
11/30/2020	06:00	0	0	0	1	2	2	1	0	0	0	0	0	0	0	0	0	0	0	6	37	25 to 35	66.7	5	83.3	0	4	2
11/30/2020	07:00	0	0	0	3	2	1	1	0	0	0	0	0	0	0	0	0	0	0	7	37	24 to 34	71.4	7	100.0	0	7	0
11/30/2020	08:00	0	1	1	2	1	3	1	0	0	0	0	0	0	0	0	0	0	0	9	37	25 to 35	55.6	7	77.8	0	9	0
11/30/2020	09:00	0	0	3	6	1	1	1	0	0	0	0	0	0	0	0	0	0	0	12	33	23 to 33	83.3	4	33.3	0	10	2
11/30/2020	10:00	0	2	0	4	3	0	0	0	0	0	0	0	0	0	0	0	0	0	9	33	24 to 34	77.8	6	66.7	0	7	2

Merged Histogram

Lake Mountain Road

power pole at Hooleys

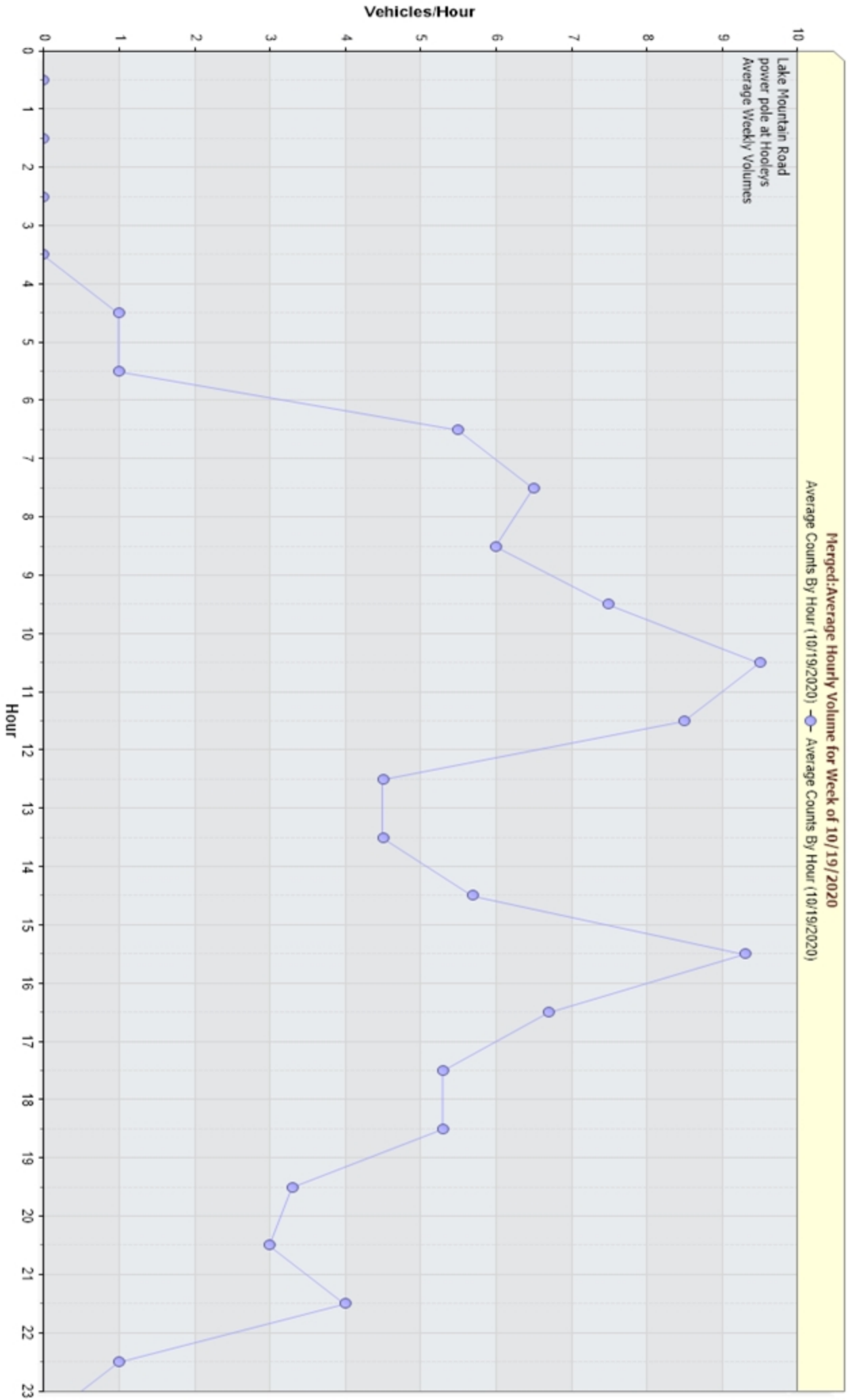
from Wed-Oct-21-2020-02-00-PM to Tue-Dec-01-2020-03-59-PM

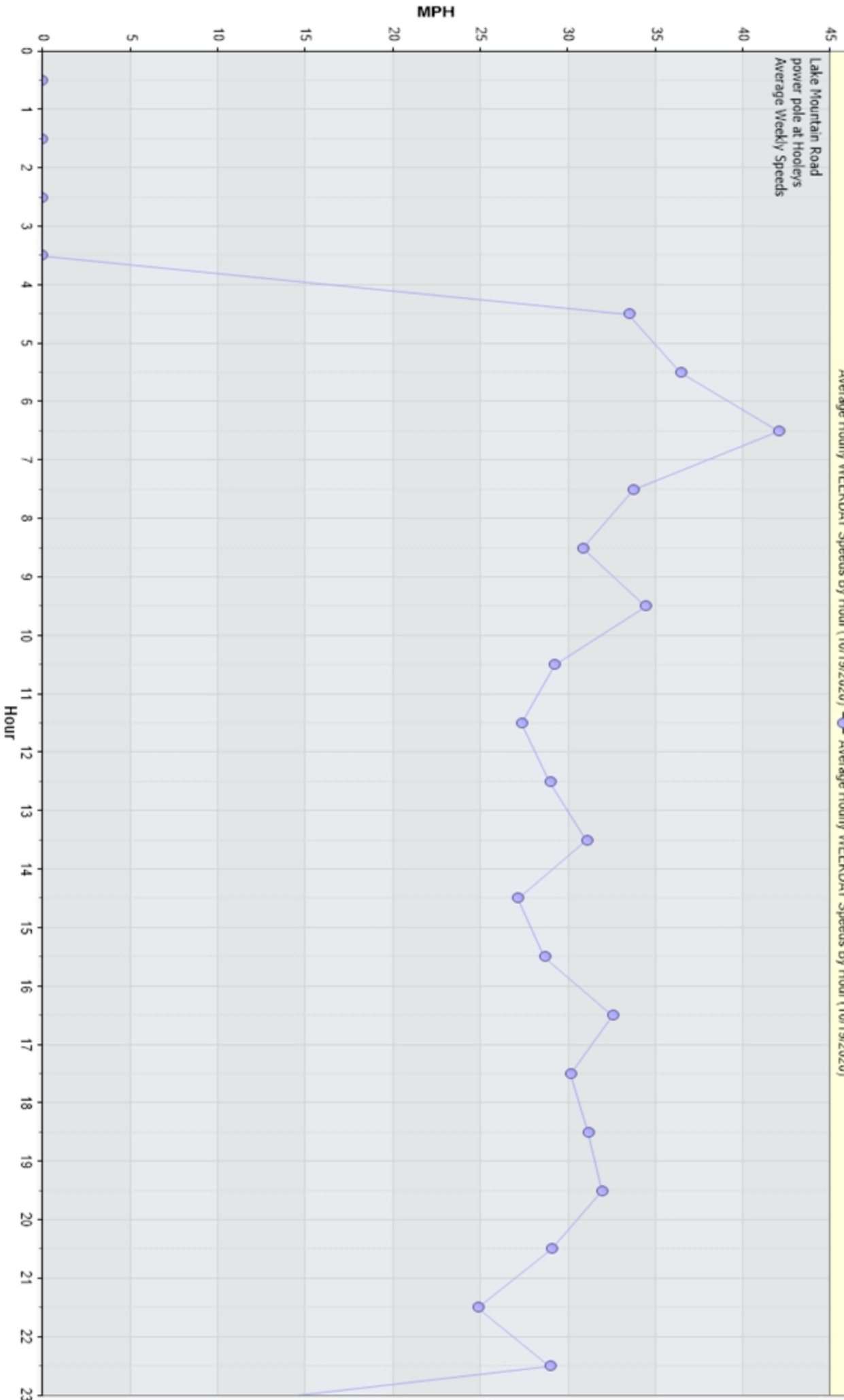
11/30/2020	11:00	0	0	0	2	1	1	0	0	0	0	0	0	0	0	0	0	0	0	4	32	27 to 37	100.0	4	100.0	0	4	0
11/30/2020	12:00	0	1	1	3	4	1	0	0	0	0	0	0	0	0	0	0	0	0	10	32	23 to 33	70.0	7	70.0	0	10	0
11/30/2020	13:00	0	1	1	4	2	1	0	0	0	0	0	0	0	0	0	0	0	0	9	32	22 to 32	77.8	7	77.8	0	9	0
11/30/2020	14:00	0	1	0	0	1	2	0	0	0	0	0	0	0	0	0	0	0	0	4	36.5	27 to 37	75.0	3	75.0	0	3	1
11/30/2020	15:00	1	1	1	3	0	0	0	0	0	0	0	0	0	0	0	0	0	0	6	26	17 to 27	83.3	3	50.0	0	6	0
11/30/2020	16:00	0	0	1	5	3	1	0	0	0	0	0	0	0	0	0	0	0	0	10	32	24 to 34	90.0	8	80.0	0	9	1
11/30/2020	17:00	1	1	2	3	2	3	0	0	1	0	0	0	0	0	0	0	0	0	13	36	21 to 31	53.8	9	69.2	0	13	0
11/30/2020	18:00	0	0	0	4	1	3	0	0	0	0	0	0	0	0	0	0	0	0	8	37	21 to 31	62.5	7	87.5	0	8	0
11/30/2020	19:00	0	2	1	2	1	0	0	0	0	0	0	0	0	0	0	0	0	0	6	27	17 to 27	83.3	3	50.0	0	6	0
11/30/2020	20:00	0	1	0	1	2	0	0	0	0	0	0	0	0	0	0	0	0	0	4	32	23 to 33	75.0	3	75.0	0	4	0
11/30/2020	21:00	0	0	0	1	0	0	0	0	0	0	0	0	0	0	0	0	0	0	1	26	16 to 26	100.0	1	100.0	0	1	0
11/30/2020	22:00	0	0	0	1	1	0	1	0	0	0	0	0	0	0	0	0	0	0	3	43	20 to 30	66.7	3	100.0	0	3	0
11/30/2020	23:00	0	1	0	0	0	0	0	0	0	0	0	0	0	0	0	0	0	0	1	16	6 to 16	100.0	*	*	0	1	0
24 Hr Summary		2	12	13	45	28	21	7	0	1	0	0	0	0	0	0	0	0	0	129	36	23 to 33	61.2	92	71.3	0	121	8

Date	Starting Hr:min	<15	15 to <20	20 to <25	25 to <30	30 to <35	35 to <40	40 to <45	45 to <50	50 to <55	55 to <60	60 to <65	65 to <70	70 to <75	75 to <80	80 to <85	85 to <90	90 to <95	95 to >100	Total Counts	85pct Speed	10MPH Pace	% in pace	# of Speeders	% Speeders	VEH_SM	VEH_MED	VEH_LG	
12/1/2020	00:00	*	*	*	*	*	*	*	*	*	*	*	*	*	*	*	*	*	*	*	*	*	*	*	*	*	*	*	*
12/1/2020	01:00	*	*	*	*	*	*	*	*	*	*	*	*	*	*	*	*	*	*	*	*	*	*	*	*	*	*	*	*
12/1/2020	02:00	*	*	*	*	*	*	*	*	*	*	*	*	*	*	*	*	*	*	*	*	*	*	*	*	*	*	*	*
12/1/2020	03:00	*	*	*	*	*	*	*	*	*	*	*	*	*	*	*	*	*	*	*	*	*	*	*	*	*	*	*	*
12/1/2020	04:00	0	0	0	0	0	0	0	1	0	0	0	0	0	0	0	0	0	0	1	45	35 to 45	100.0	1	100.0	0	0	1	
12/1/2020	05:00	0	0	0	0	0	0	2	0	0	0	0	0	0	0	0	0	0	0	2	40	30 to 40	100.0	2	100.0	0	2	0	
12/1/2020	06:00	0	0	2	3	2	3	0	2	0	0	0	0	0	0	0	0	0	0	12	38	24 to 34	58.3	9	75.0	0	9	3	
12/1/2020	07:00	1	0	1	1	2	2	0	0	0	0	0	0	0	0	0	0	0	0	7	36	22 to 32	57.1	5	71.4	0	6	1	
12/1/2020	08:00	1	4	4	2	1	3	0	0	0	0	0	0	0	0	0	0	0	0	15	34.5	16 to 26	66.7	6	40.0	0	15	0	
12/1/2020	09:00	0	0	0	4	1	0	0	0	0	0	0	0	0	0	0	0	0	0	5	27	24 to 34	100.0	4	80.0	0	5	0	

Merged Histogram
 Lake Mountain Road
 power pole at Hooleys
 from Wed-Oct-21-2020-02-00-PM to Tue-Dec-01-2020-03-59-PM

12/1/2020	10:00	0	1	3	3	3	2	0	0	0	0	0	0	0	0	0	0	0	0	12	34	17 to 27	58.3	8	66.7	0	10	2
12/1/2020	11:00	2	6	3	2	0	1	0	0	0	0	0	0	0	0	0	0	0	0	14	25	15 to 25	71.4	2	14.3	0	12	2
12/1/2020	12:00	0	0	2	1	2	4	0	0	0	0	0	0	0	0	0	0	0	0	9	36	27 to 37	77.8	7	77.8	0	8	1
12/1/2020	13:00	2	0	2	2	2	0	0	0	0	0	0	0	0	0	0	0	0	0	8	31	22 to 32	75.0	4	50.0	0	7	1
12/1/2020	14:00	0	0	3	0	5	2	2	0	0	0	0	0	0	0	0	0	0	0	12	37	30 to 40	75.0	9	75.0	0	11	1
12/1/2020	15:00	0	0	1	2	3	2	1	0	0	0	0	0	0	0	0	0	0	0	9	38	24 to 34	66.7	8	88.9	0	9	0
24 Hr Summary		6	11	21	20	21	19	5	3	0	0	0	0	0	0	0	0	0	0	106	36	23 to 33	61.2	65	61.3	0	94	12



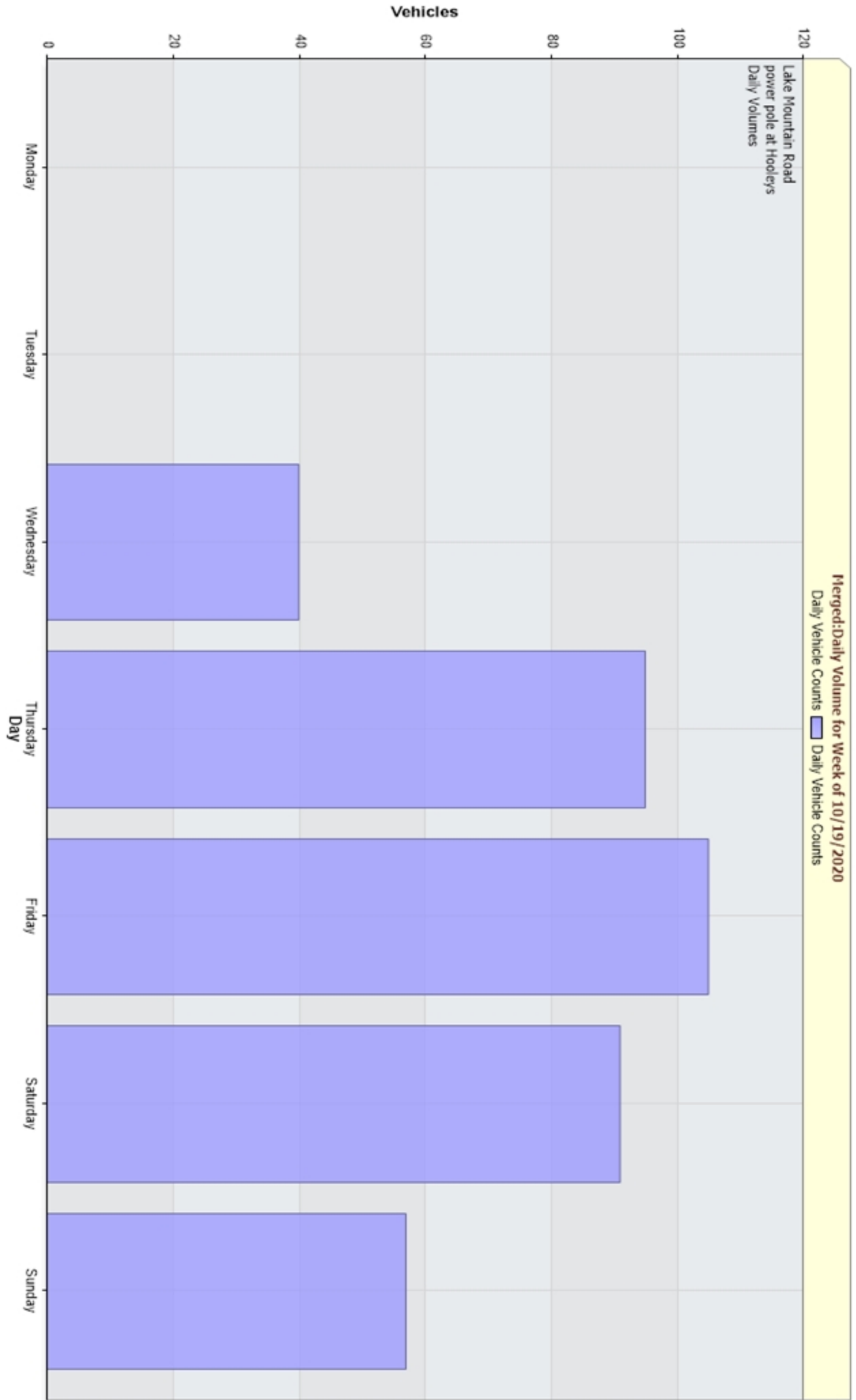


Merged: Average Hourly WEEKDAY Speeds for Week of 10/19/2020
Average Hourly WEEKDAY Speeds By Hour (10/19/2020) —●— Average Hourly WEEKDAY Speeds By Hour (10/19/2020)

Lake Mountain Road
power pole at Hoolet's
Average Weekly Speeds

MPH

Hour



Merged: Daily Volume for Week of 10/19/2020
 Daily Vehicle Counts

Lake Mountain Road
 power pole at Hooileys
 Daily Volumes

Vehicles

Monday
 Tuesday
 Wednesday
 Thursday
 Friday
 Saturday
 Sunday

0 20 40 60 80 100 120